


Name:

# Kindergarten Booklet

## Term 4 2021





# Term 4 Week 1

Each day complete Look, Cover, Write, Check. If this is too hard just practice reading the words. If this is easy try putting the words into sentences.

	Monday	Tuesday
get		
and		
she		
look		
said		
	Wednesday	Thursday
get		
and		
she		
look		
said		

---

---

---

---

---

---

---

---



# Ordering Coins

Cut and paste the Australian coins below and arrange them from smallest value to largest value in the boxes.



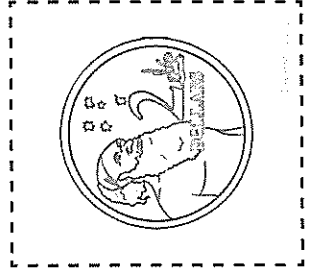
--	--	--	--	--

Smallest value

Largest value




twinkl.co.uk










There were 6 birds on a branch.

If 1 bird flew away, how many would be left?

If 3 birds flew away, how many would be left?

If 2 birds flew away, how many would be left?

If 4 birds flew away, how many would be left?



There were 8 balls on a shelf.

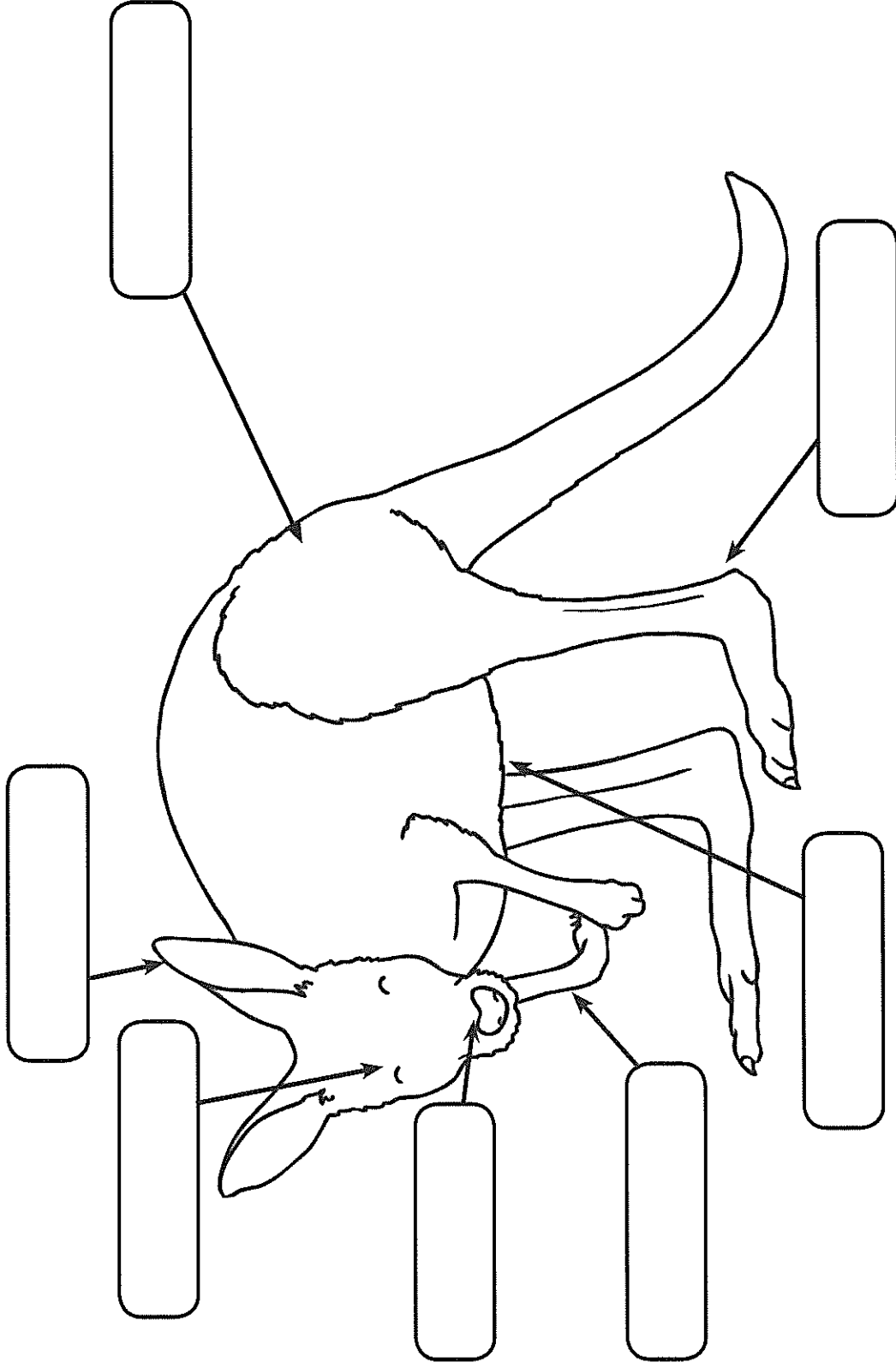
If 2 rolled off, how many would be left?

If 4 rolled off, how many would be left?

If 3 rolled off, how many would be left?



# Parts of a Kangaroo



**Word Bank**


ears  
snout  
eyes  
arms  
legs  
pouch  
tail  
fur





# Kindergarten

## Week 2



## Term 4 Week 2

Each day complete Look, Cover, Write, Check. If this is too hard just practice reading the words. If this is easy try putting the words into sentences.

	Monday	Tuesday
him		
can		
with		
here		
was		
	Wednesday	Thursday
him		
can		
with		
here		
was		

---

---

---

---

---

---

---


---



# Ten Little Lights

## Addition to 10 Colour by Number

Solve the calculations to work out which colours to use.



yellow 1, 2

green 3, 4


dark blue 5, 6

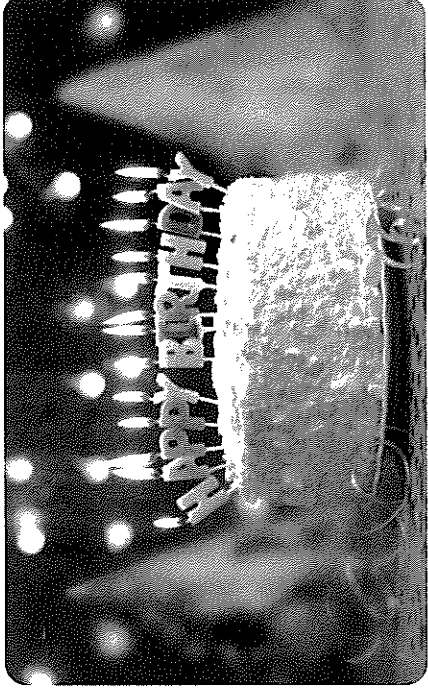

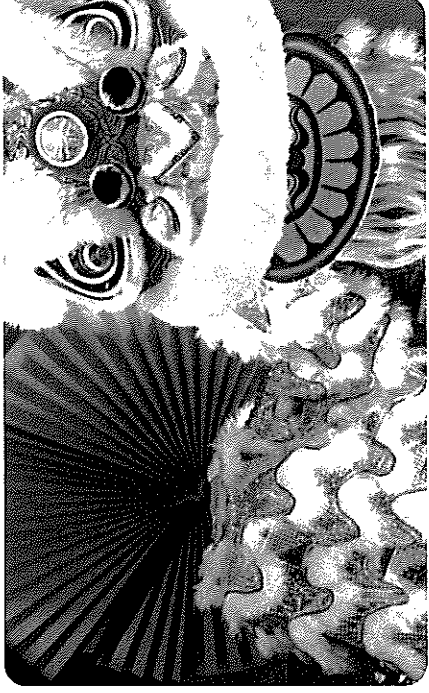

dark brown 7, 8

light brown 9

white 10

## What do we celebrate?

- 1  Watch the video about celebrations.
- 2 Everyone loves to celebrate. Talk about the things families in your class celebrate.





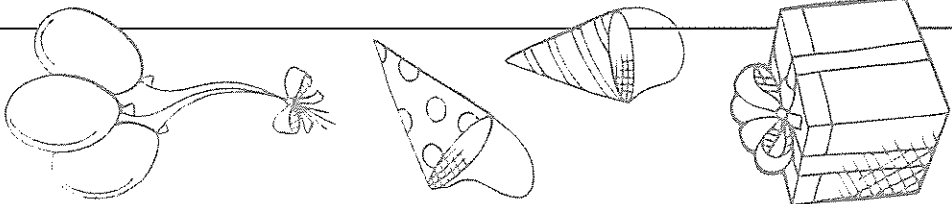
4 Birthdays also have many traditions.

▶ Watch the video and name all the birthday traditions you see and hear.





**5** Write or draw some traditions that you have for your birthday.

A large, empty rectangular box with a thin black border, intended for the student to write or draw their birthday traditions.



6

Sometimes families have their own celebrations and traditions.

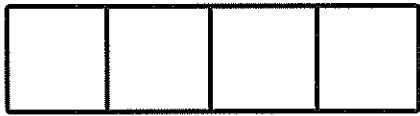
For example, what do you do when a tooth falls out?

Write or draw about a celebration which is special to your family.

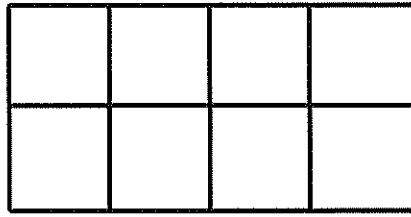
A large, empty rectangular box with rounded corners, intended for students to write or draw about a family celebration. At the bottom left corner of this box, there is an illustration of two pencils, one slightly behind the other, pointing towards the top right.



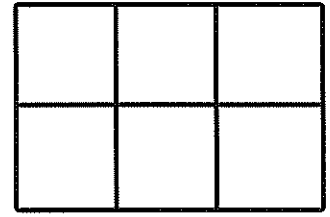
# Calculate the Area




\_\_\_\_\_



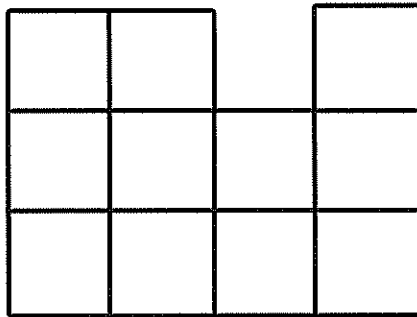
\_\_\_\_\_



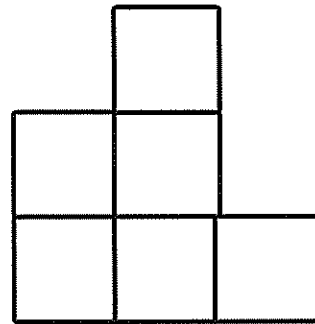
\_\_\_\_\_



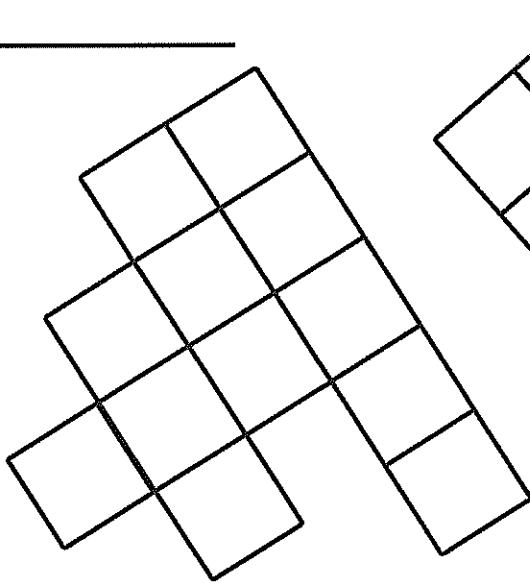
\_\_\_\_\_



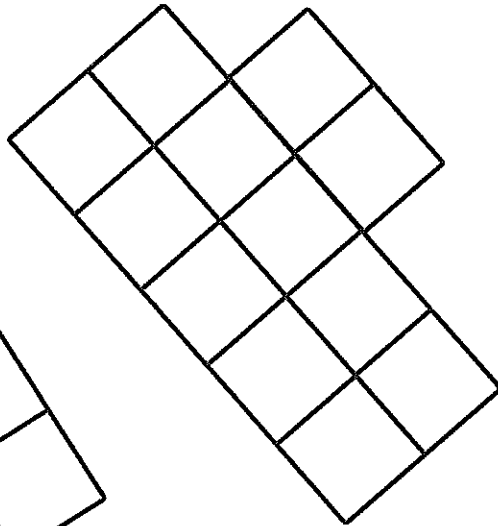
\_\_\_\_\_



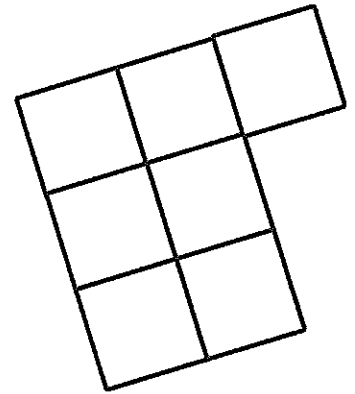
\_\_\_\_\_



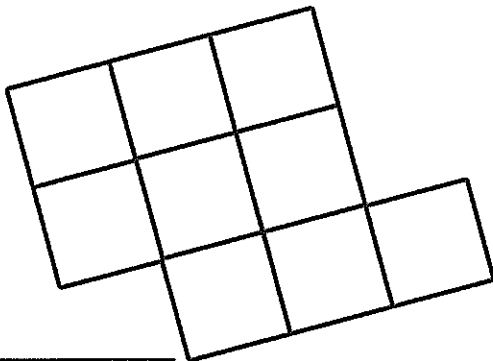
\_\_\_\_\_



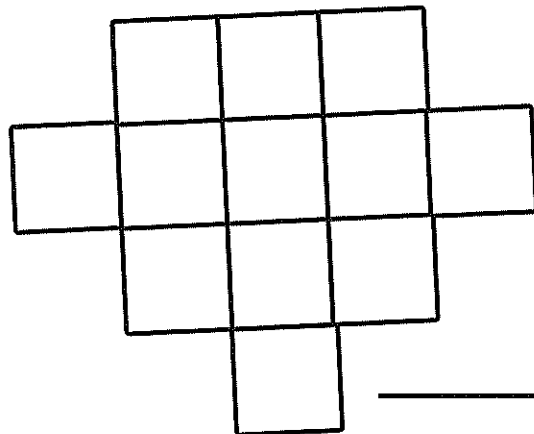
\_\_\_\_\_



\_\_\_\_\_



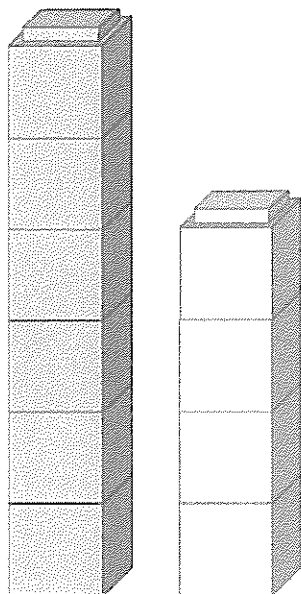
\_\_\_\_\_

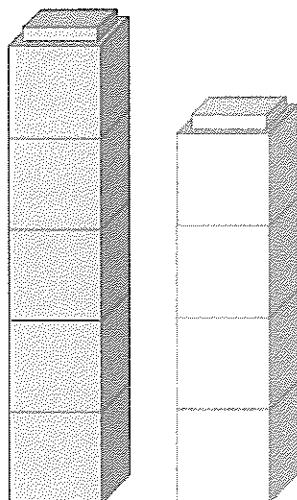


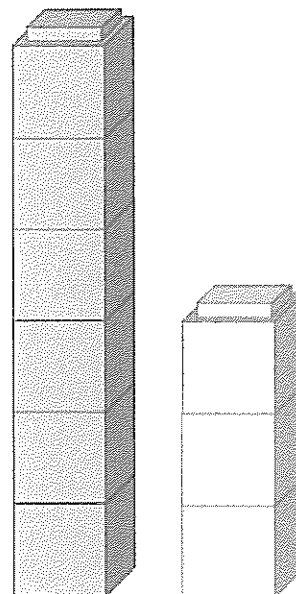
\_\_\_\_\_

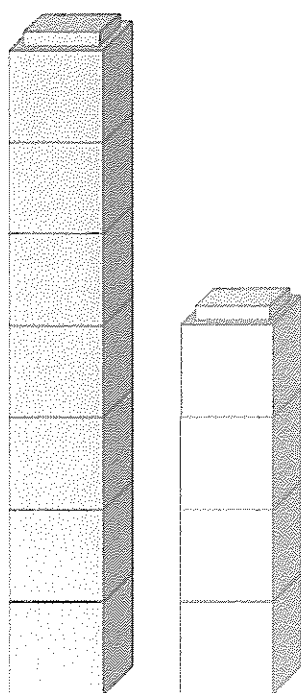


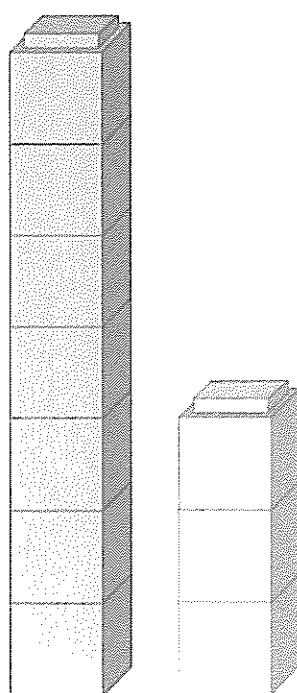
Count to find the difference between the orange cubes and the blue cubes.

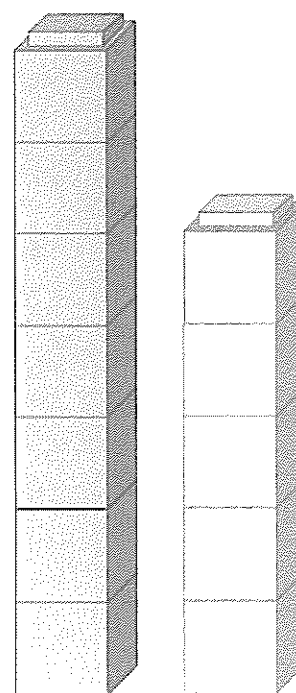














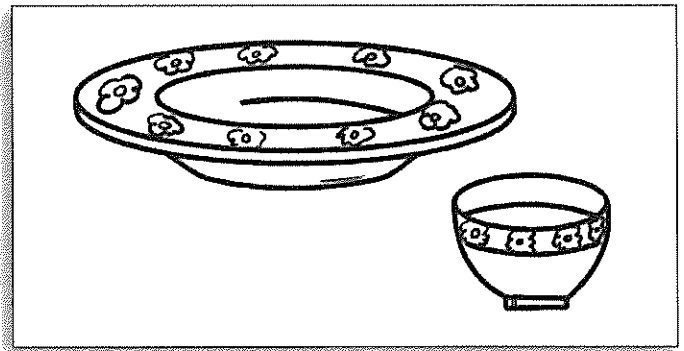
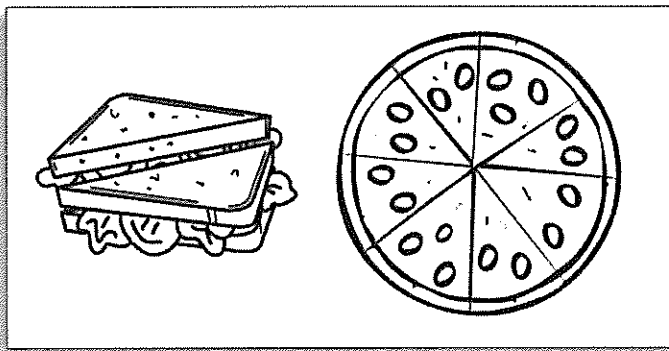

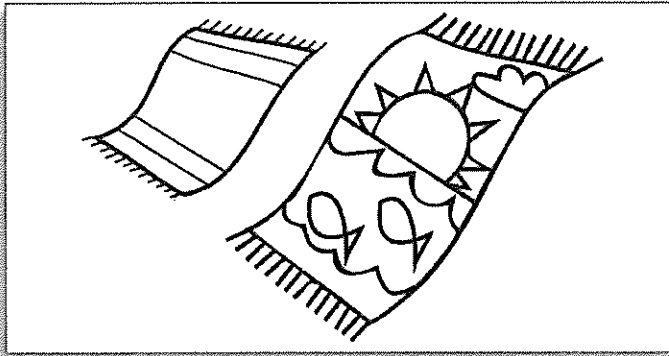
Wednesday Sceince activity: Draw your favourite animal.

Label features of the animal eg. feathers, tail, eyes, beak, scales







Colour the shape with the largest area.




Draw something in your classroom that is bigger than this book.





# Kindergarten

## Week 3



# Term 4 Week 3

Each day complete Look, Cover, Write, Check. If this is too hard just practice reading the words. If this is easy try putting the words into sentences.

	Monday	Tuesday
had		
the		
went		
came		
they		
	Wednesday	Thursday
had		
the		
went		
came		
they		

---

---

---

---

---

---

---

---

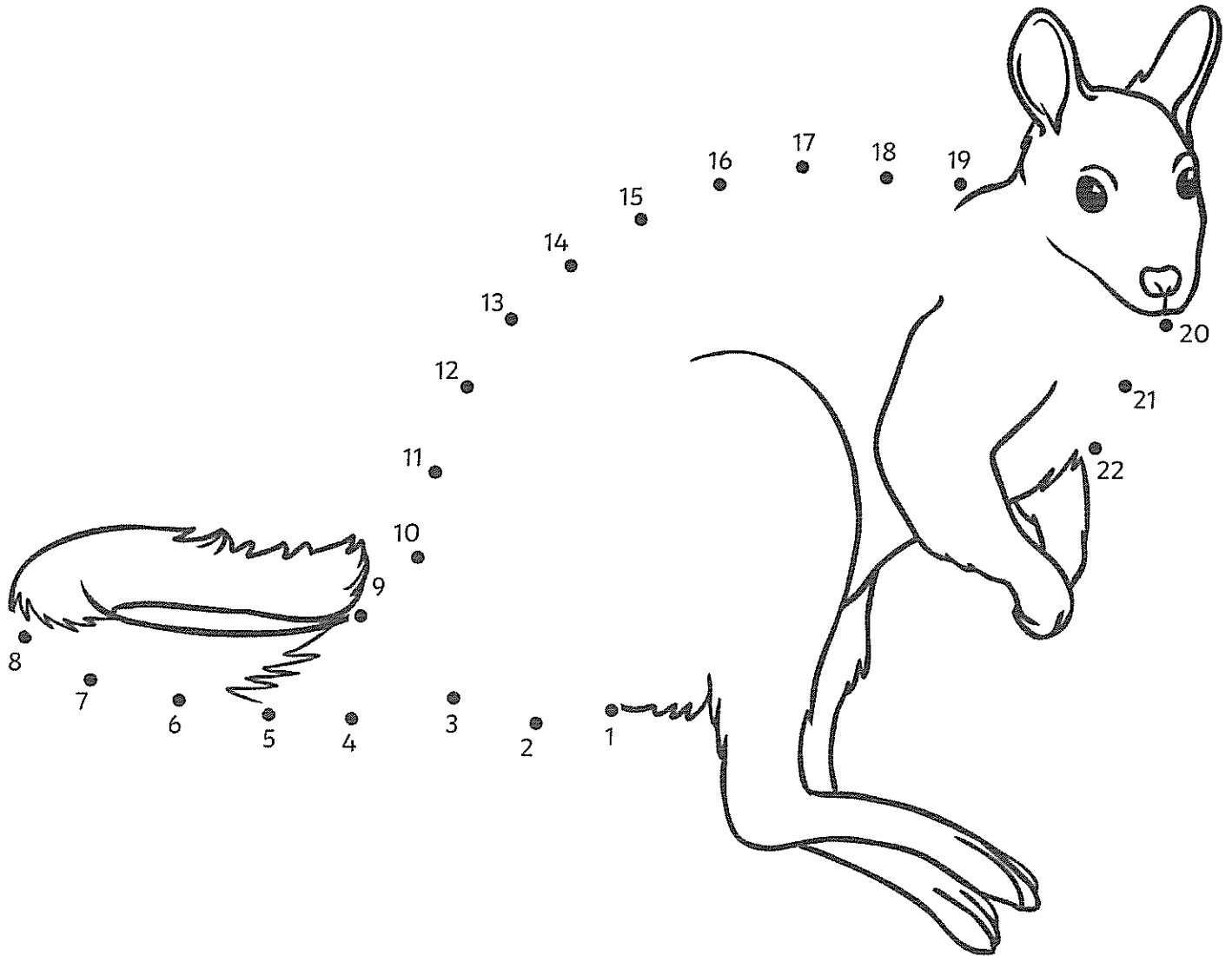


# Australian Animals Dot to Dot Activity

## Koala



# Wallaby






## What is your favourite celebration?

People like celebrations for many different reasons. Some people like them because they have a special cake.

- 1  Watch the video about celebration cakes.


**What celebration do you think this cake is for?**

**What other special celebration cakes did you see?**



**What is your favourite cake?**

- 4 Not everyone feels the same way about celebrations. Imagine you are these people and the dog. Act out how they are feeling.




What could you say to make them feel better?





6 Fill the balloons with the things you like about your favourite celebration.





**9** Plan a celebration for your class to celebrate 100 days of school.


A large, empty rectangular box with a thin black border, intended for students to draw or write their plan for a class celebration.






# Finding the Volume by Counting Cubes


What is the volume of each shape below?

 = 1 cubic unit

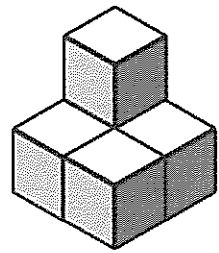
1.




2.




3.




4.



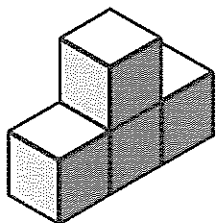
5.



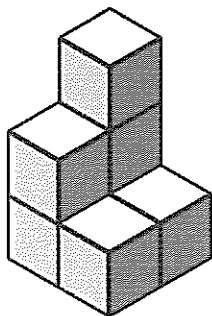
6.




7.



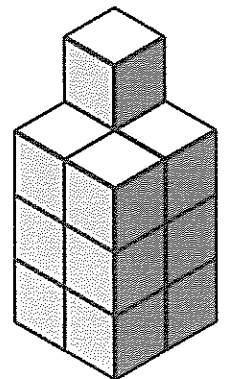
8.



9.



10.



# Finding the Volume by Counting Cubes **Answers**


1. 12 cubic units
2. 11 cubic units
3. 5 cubic units
4. 44 cubic units
5. 12 cubic units
6. 24 cubic units
7. 4 cubic units
8. 7 cubic units
9. 30 cubic units
10. 13 cubic units



# My Body












Learning Objective: I can name the parts of my body.

- Developing
- Consolidating
- Achieved





visit [twinkl.com.au](https://www.twinkl.com.au)



stomach	leg 	head 	mouth 	arm 	knee 
ear 	hand 	foot 	finger 	toe 	eye 

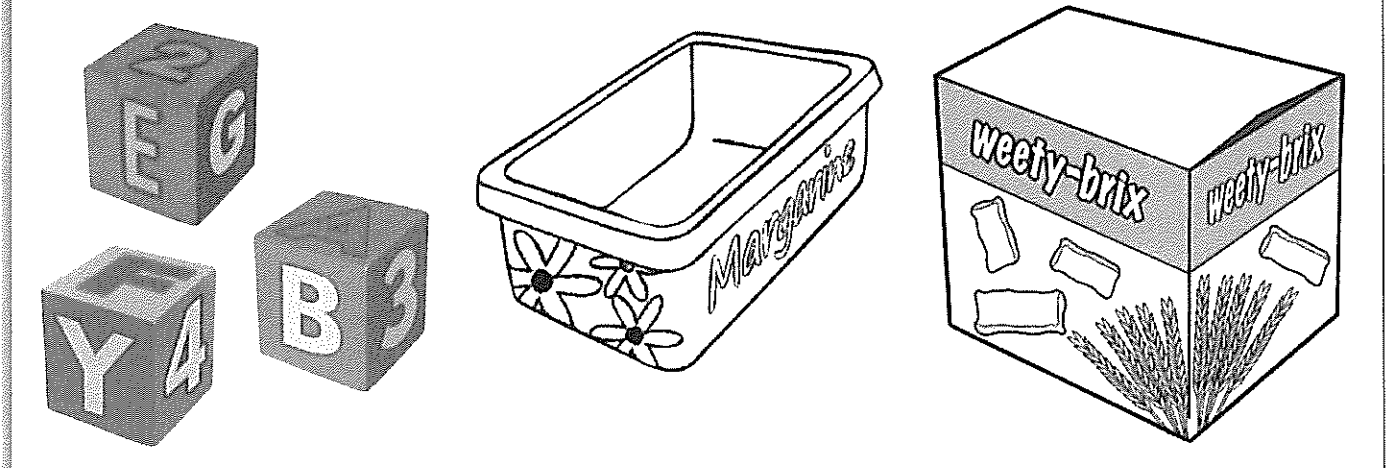


Circle the larger stack in each group.



Discuss with a friend how you know the stacks you chose were larger.

Fill these containers with cubes to find the larger one then colour it.





## Friday Spelling test

Have someone test you on your weekly spelling words.

Term 4 Week 1	Term 4 Week 2
Term 4 Week 3	



