




Mr. Curran's Home Learning



Weeks 2 and 3

TERM 3 2021

WOY WOY PS

Activity	Information to Complete Task	Tick off Activity When Completed for the Day							
		21/7	22/7	23/7	26/7	27/7	28/7	29/7	30/7
Reading	Read the text and complete the questions on the sheet attached.								
Spelling	Complete <u>two</u> of the activities on the spelling sheet. The sheets are at the front of the booklet. Unit 18 – Week 2 Unit 19 – Week 3								
Grammar	Complete the work sheet for each day. Each day will be a different concept. <u>Keep an eye out for more information/lessons and/or videos on Class Dojo about these topics/concepts.</u>								
Dress Up a Sentence	Pick one of the Sad Sentences from the list at the front of the booklet and complete it on the sheet for each day.								
Parts of Speech	You are to complete the Colour by Parts of Speech or the Parts of Speech find-a-word for the day.								
Sight Words	Complete one on Sight Word sheet per day.								



n nn kn



net winner knife

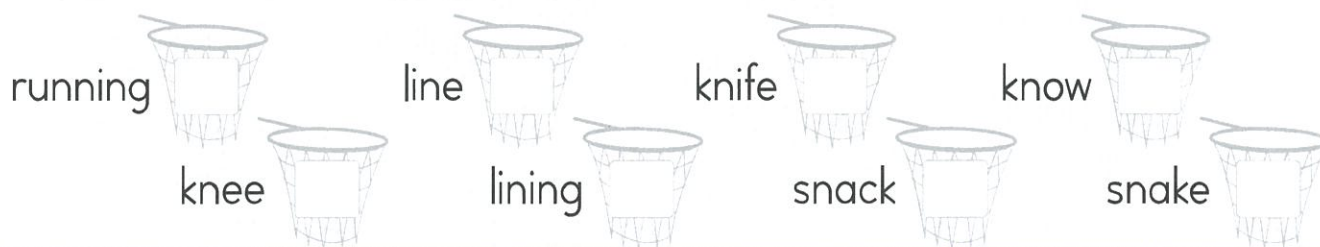


List Words

run line night knew knee
running lining new know knife

Letters Words

- Underline** the letter or letters for  n nn kn in each List Word. If any of these are not in the sound box, write them with a word example in the box above.
- Count** the sounds you hear in each word. **Write** the number in the net. **Colour** the letters for  n nn kn in each word.



- Write** n, nn or kn to finish the words. **Draw** a picture for each word.

trai_____		di_____er		_____ife	
gri_____ing		s_____ail		_____ight	
_____itting		_____ee		_____ight	

- Finish** each sentence with a word from the brackets.

The children were _____ up at the door.

Nathan _____ how to put up the tent.

We are buying a _____ car.

Long ago some soldiers were called _____.

Do you _____ where the knife is?

lining
line

know
knew

knew
new

nights
knights

no
know



ng n

ring

wink



List Words

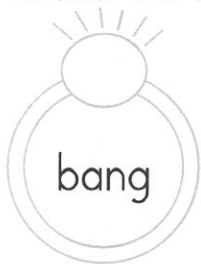
sing	bang	thing	drink	long
sink	bank	think	thank	along

Letters

Words

1 **Underline** the letter or letters for **ng n** in each List Word. If any of these are not in the sound box, write them with a word example in the box above.

2 **Count** the sounds you hear in each word. **Write** the number in the circle. **Colour** the letters for **ng n** in each word.



3 **Unjumble** these List Words. The first letter is there to help you.

nlgo	l _____	nakth	t _____	nikth	t _____
githn	t _____	krdin	d _____	nlgoa	a _____
kisn	s _____	nakb	b _____	ngba	b _____

4 **Write** List Words that rhyme with the underlined words to finish the sentences.

There was a plank on the _____.

Mum wanted pink for the _____.

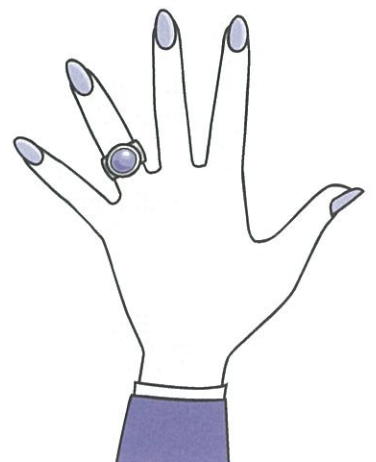
I couldn't sing a _____.

Have a drink while I _____.

That thong is very _____.

I want to _____ my friend, Hank.

When we sang there was a loud _____.





oa o_e ow o

boat rose window comb


List Words

road	hope	low	ago
coat	cone	grow	only
boat	stone	know	most
load	close	throw	open
soap	closing	yellow	both

Letters Words

1 **Underline** the letter or letters for oa o_e ow o in each List Word. If any of these are not in the sound box, write them with a word example in the box above.

2 **Colour** the boat if you hear oa o_e ow o in the word. **Count** the number of sounds in each word. **Write** the number in the flag on each boat.



3 **Write** oa in the spaces. **Join** each word to its clue. ★ We sometimes write oa for oa o_e ow o, as in boat.

s _ _ p • • keeps you warm
c _ _ t • • a warty animal
r _ _ d • • helps you keep clean
t _ _ d • • cars drive on this

4 **Write** ow in the spaces. **Join** each word to its clue. ★ We sometimes write ow for oa o_e ow o, as in window.

gr _ _ • • the wind can _
l _ _ • • become bigger
bl _ _ • • toss a ball
thr _ _ • • opposite of high


5 **Read** the words. **Cross** out the ones that don't make sense.

boat	hoat	coat	poat	goat	float
road	toad	doad	foad	load	poad
blow	clow	slow	glow	plow	flow

6 Write a letter in each space to make an **oa o_e ow o** word.

★ We sometimes write **o_e** for **oa o_e ow o**, as in rose.

no__e ho__e bo__e spo__e
co__e ro__e bro__e smo__e
sto__e jo__e dro__e clo__e



7 Finish the words by writing the letter or letters for **oa o_e ow o**.

Use **o**, **o_e**, **oa** or **ow**. Write one of these words for each picture.

kn____ r____d h__p__ __pen yell____
ag____ b__th r__s__ m__st wind____



8 Circle the **prefix** in each word. Write the prefix in the top of the boat, and the base word in the bottom of the boat. Write a word for each clue.

➤ Go to Helpful Hint **17**.

unknown

overcoat

regrow

reload

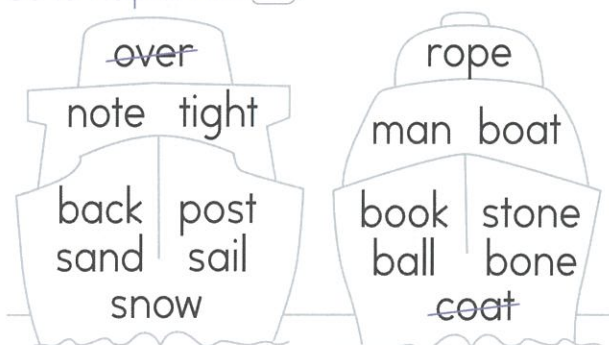
presoak



not known _____ load again _____

9 Make compound words by joining a word from the first boat to a word from the second boat. Use each word only once. Cross out the words as you use them.

➤ Go to Helpful Hint **14**.



overcoat

The Sad Sentences

These sentences need some improvement. Pick one each time you do the 'Dressing Up a Sentence' activity. Remember to tick the box next to the sentence when it has been used.

The frog jumped.	<input type="checkbox"/>	The baby smiled.	<input type="checkbox"/>
The boy cried.	<input type="checkbox"/>	The bell rang.	<input type="checkbox"/>
The lion roared.	<input type="checkbox"/>	The rabbit hopped.	<input type="checkbox"/>
The plane flew.	<input type="checkbox"/>	The boat sailed.	<input type="checkbox"/>
The girl threw the ball.	<input type="checkbox"/>	I used my umbrella.	<input type="checkbox"/>
The shoes smell.	<input type="checkbox"/>	The bee buzzed.	<input type="checkbox"/>



WEDNESDAY

21/7/21

PLUMS FOR MRS SMITH



On Saturday morning, I took some plums to Mrs Smith, our next door neighbour. We had too many on our tree for us to eat.

On Sunday afternoon, Mrs Smith knocked on our front door and gave me a jar of plum jam.

On Monday afternoon, I took Mrs Smith some more plums.

On Tuesday afternoon, Mrs Smith knocked on our front door and gave me a plum crumble pie.

On Wednesday afternoon, I took Mrs Smith some more plums.

On Thursday afternoon, Mrs Smith knocked on our front door with a bottle of plum juice.

On Friday, I had plum jam on my toast for breakfast, plum juice with my sandwich for lunch and for dessert I had plum crumble pie with ice cream.

I love taking plums to Mrs Smith.



Name: _____

Date: _____

Comprehension Questions

1) Who: _____

2) Where: _____

3) Why: _____

4) Write the events that happened on the following days.

Draw a picture of an object to match.

Saturday	
Sunday	
Monday	
Tuesday	
Wednesday	
Thursday	

Name: _____

Date: _____

Common Nouns

Common nouns are 'naming' words. They name everyday things like people, places, objects and animals.

1. Draw lines from the common nouns to the matching tags.

boy

dog

town

fox

car

People

Places

Objects

Animals

park

pot

girl

city

bird

2. Look around the room. Find some more common nouns and write them in the correct jar.

People

Places

Objects

Animals

Name: _____ Date: _____

Dressing Up a Sentence

Write the original sentence:

Adjectives Describe the noun.	Noun Who or what?	Verb and Adverb What did they do? How did they do it?	Where? Where did it happen?

Write your new, exciting sentence:



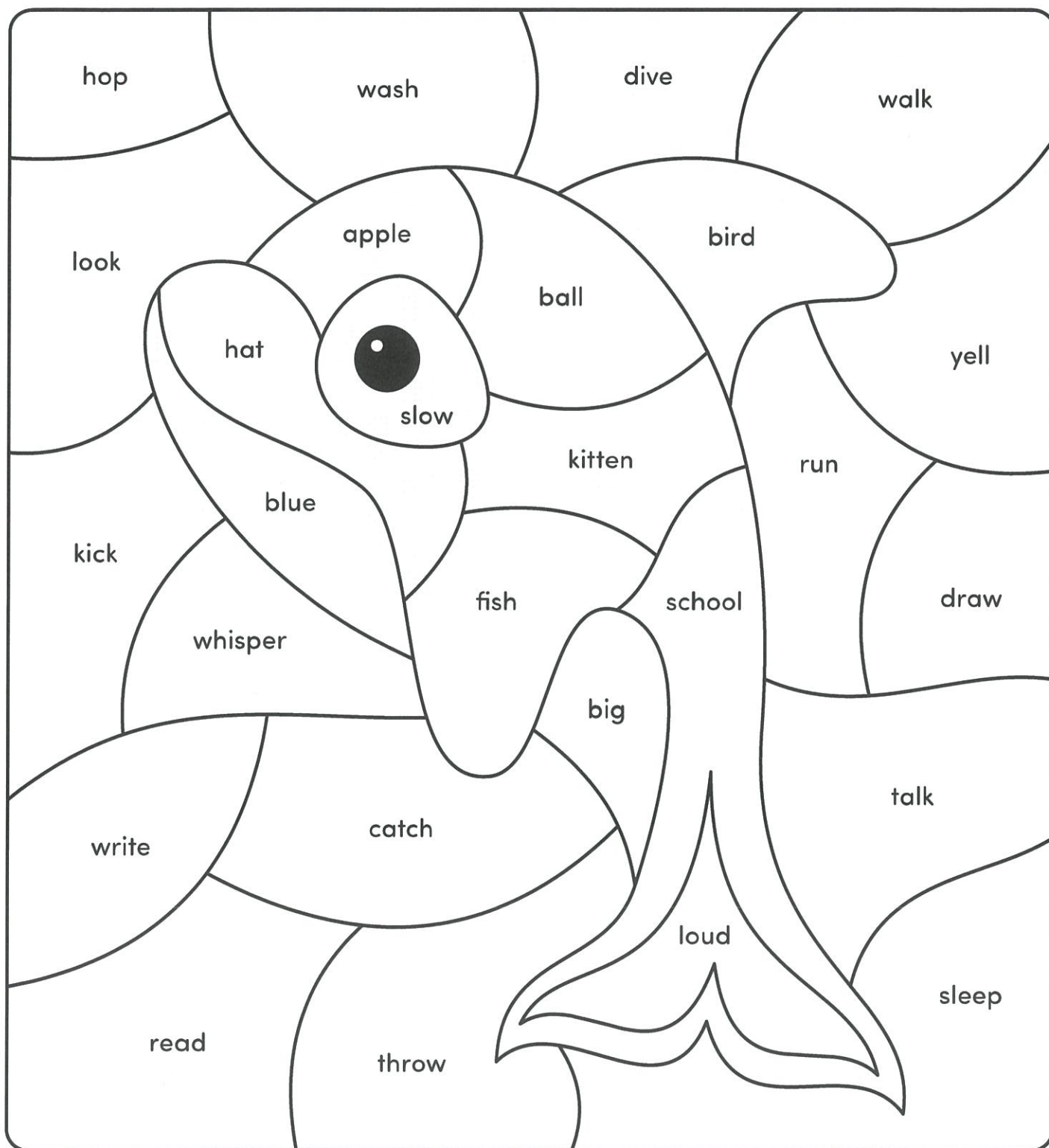
Colour by Parts of Speech


Use the key below to help you colour the picture.

black noun

blue verb

grey adjective





Name: _____

Trace it:

always always

Write it:

Color it:


always

Find it:

their	always	gave	always	made	use
always	many	off	these	before	always
would	right	always	which	always	its

Match the picture to the letter with the same beginning sound:

a	l	w	a	y	s






THURSDAY
22/7/21

FAMILY DAY

- at the Beach -




On Sunday, Mum, Dad, Tamieka, Todd and I went to Golden Beach for Grandpa's birthday. Grandpa used to be a Surf Life Saver and always loves visiting the beach.

After we picked up Grandpa at nine o'clock, we started the long drive to the beach. We drove past lots of tall buildings and went over a long bridge over a river. Finally, we arrived.

Aunty Carmel, Uncle John and our cousins, Susie and Andrew, were waiting for us. We had fun playing beach cricket and volleyball, then we went for a swim in the water. After our swim, we enjoyed some salad sandwiches, lemon ice blocks and some yummy chocolate birthday cake. Grandpa was exhausted and needed a nap after lunch. He napped on his beach towel under our big blue and green sun shade. We kept playing beach cricket.

At 2 o'clock, we packed up the car and headed home. We all had a great time, especially Grandpa, who said that he had never napped at the beach before.



Name: _____

Date: _____

Comprehension Questions

1) Who is this recount about?

2) Where did they go and why?

3) When did they go?

4) What did the family have fun doing?

5) Put these events in the correct order.

☐

They packed the car and headed home.

☐

They picked up Grandpa at nine o'clock.

☐

Grandpa napped under the shade on the beach.

☐

They played beach cricket and volleyball.

☐

They ate lunch and had some chocolate cake.

☐

They drove for a long way.


Name: _____

Date: _____

Comprehension Questions

6) Write about a family picnic you have had.

Draw a picture of your picnic in the box below.



Name _____

Date _____

Common Nouns and Proper Nouns - Sorting Task



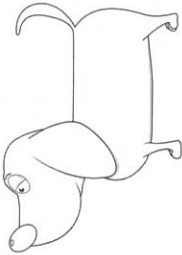













Common Nouns - the names of people, places or things.	Proper Nouns - the names of specific people, places and things.

Name _____

Date _____

Common Nouns and Proper Nouns - Sorting Task

Cut out the pictures and sort them into common nouns and proper nouns. Glue the pictures into the correct column on the table.

 butterfly	 Australia	 dog	 dinosaur
 May	 banana	 Mrs. Thomas	 farmer
 Sarah	 octopus	 Crunch Time	 Professor Moody
 Barbie	 Tyrannosaurus	 milk	 school

Name: _____ Date: _____

Dressing Up a Sentence

Write the original sentence:

Adjectives Describe the noun.	Noun Who or what?	Verb and Adverb What did they do? How did they do it?	Where? Where did it happen?

Write your new, exciting sentence:



Colour by Parts of Speech

Use the key below to help you colour the picture.

yellow

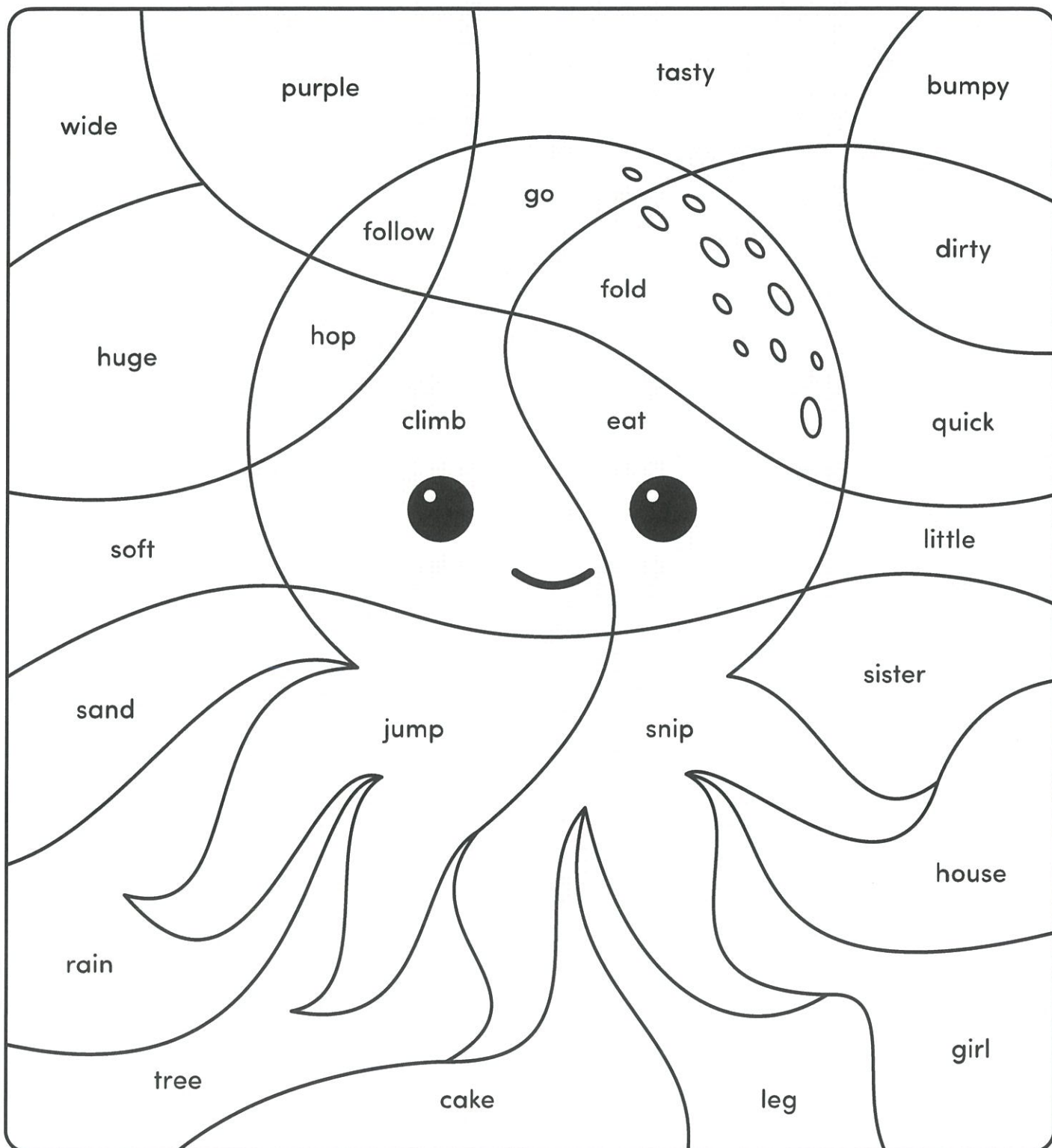
noun


orange

verb

blue

adjective





Name: _____

Trace it:

around

Write it:

Color it:


around

Find it:

around	or	gave	always	made	around
goes	around	off	around	before	why
around	right	very	which	around	its

Match the picture to the letter with the same beginning sound:

a	r	o	u	n	d





FRIDAY
23/7/21

10 Fascinating Facts About

BEACHES

1

Beaches change every day. The ocean washes sand from one place to another, making beaches bigger or smaller.

2

Sand dunes protect the land behind a beach. They help stop wind and large waves during storms.



3

A rip current is a strong stream of water that flows out to sea. Always swim between the flags at patrolled beaches to avoid swimming near a rip.

4


Waves are created when wind blows on top of water. Waves break when they reach shallow water. Some people like to surf on waves.

5

Plastic straws and bottles make up a lot of litter on beaches. You should always take your rubbish with you when you leave.


6

Mother sea turtles return to the beach they were born on when they are ready to lay eggs. They bury the eggs under the sand. When the baby turtles hatch, they scurry to the water.




7

Some beaches glow in the dark! When tiny creatures known as 'sea sparkles' wash ashore, they make the waves glow bright blue.



8

Some sand is parrotfish poop! The parrotfish eats algae that grows on coral. It crunches coral down into tiny pieces and poos them out as white sand.



9

The island of Saint Martin in the Caribbean has a beach at the end of an airport runway. Planes take off and land just metres from people swimming. Protect your sandcastle or it might blow over when a plane lands!



10

The tallest sandcastle made so far was over 17 metres high. That's taller than five school buses stacked on top of each other!



Name: _____

Date: _____

10 Fascinating Facts About Beaches

Questions


1. What type of fish poops out sand?

2. Where do mother sea turtles go to lay their eggs?

3. What are 'sea sparkles'?

4. Why is it important for people to protect sand dunes?

5. Write a list of things you would need to take if you were going to the beach. Draw a picture of each item.



Name: _____ Date: _____

Nouns

With a partner, think of a word for each of the categories listed below, and write them in the spaces. Next, place these words in the numbered spaces in the story, making sure the numbers match. Now it's time to read your comical chronicle!

1. Animal _____
2. Number _____
3. Noun _____
4. Plural Noun _____
5. Plural Noun _____
6. Noun _____

Quack! Quack! I am a/an _____ 1

I have _____ 2 legs, and I live in

a _____ 3. I can swim and fly. I eat

_____ 4 and _____ 5.

I like to swim in the _____ 6.

Name: _____ Date: _____

Dressing Up a Sentence

Write the original sentence:

Adjectives Describe the noun.	Noun Who or what?	Verb and Adverb What did they do? How did they do it?	Where? Where did it happen?

Write your new, exciting sentence:

Colour by Parts of Speech

Use the key below to help you colour the picture.

brown


noun


blue

verb

green

adjective





Name: _____

Trace it:

b e c a u s e

Write it:

Color it:


because

Find it:

their	because	gave	always	because	use
goes	many	because	these	before	because
because	right	very	because	your	its

Match the picture to the letter with the same beginning sound:

b	e	c	a	u	s	e





MONDAY

26/7/21

ROALD DAHL


Roald Dahl is known as one of the most popular children's authors of all time. He started writing children's books in 1943 and continued writing for the rest of his life.

Roald Dahl was born in Wales in the United Kingdom on September 13, 1916. His father died when he was only three years old, so he was raised by his mother. She used to tell Roald lots of imaginative stories during his childhood, which he always loved hearing.

When Roald became a father himself, he started to tell his own children stories. He would sneak into their bedroom after they had gone to bed and make up wonderful tales about all sorts of interesting characters. Eventually, he wrote many of these stories down. They were published into books, so children all around the world could read and enjoy them.

Some of Dahl's most famous books include *James and the Giant Peach*, *Charlie and the Chocolate Factory*, *Fantastic Mr. Fox* and *The Witches*. Many of his books have been made into movies. One of his later books, *Matilda*, has even been made into a musical performed on stage.

Roald Dahl died in Oxford, England on November 23, 1990. He will live on through his wonderful stories, which will be enjoyed by children for generations to come.



Name: _____

Date: _____

Comprehension Questions

1) Write down the events that happened in these years.

1916	
1943	
1990	

2) What happened when Roald Dahl was only three years old?

3) Where do you think Roald Dahl's love for children's books began?

4) What did Roald Dahl do once his children were in bed?

5) What did Roald Dahl decide to do with all the stories he told his children?

Name: _____

Date: _____

Comprehension Questions

6) List some of the famous books that Roald Dahl wrote.

7) Which of Roald Dahl's famous books is now a musical?

8) Why do you think Roald Dahl chose to write books for children?

9) *He will live on through his wonderful stories...*

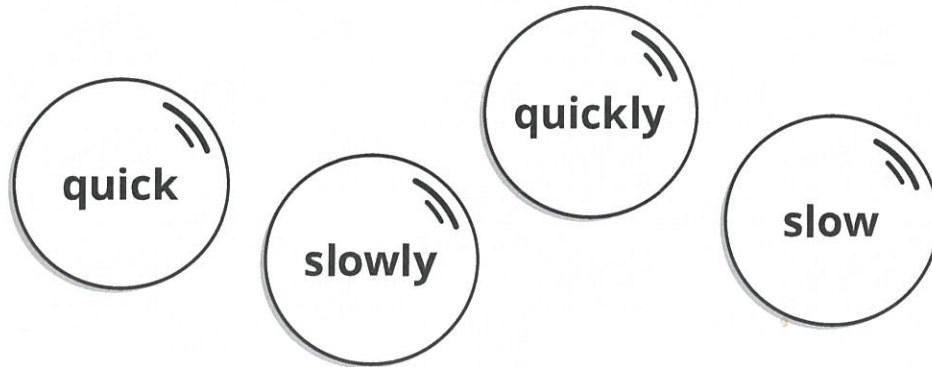
What does 'live on' mean?

Name: _____

Date: _____

Adjectives and Adverbs

Some adjectives have an adverb that is similar. Use the words in the bubbles to finish the sentences below. Make sure to use the correct type of word.



1. We stopped for a _____ break.
2. The caterpillar _____ wriggled across the leaf.
3. The boy ran _____ through the park.
4. The train was very _____ this morning.

Create adverbs from the following adjectives by adding the suffix 'ly' to the end of each word.

Adjectives	Adverbs
quiet	
strong	
bad	
secret	
eager	

Name: _____ Date: _____

Dressing Up a Sentence

Write the original sentence:

Adjectives Describe the noun.	Noun Who or what?	Verb and Adverb What did they do? How did they do it?	Where? Where did it happen?

Write your new, exciting sentence:



Colour by Parts of Speech

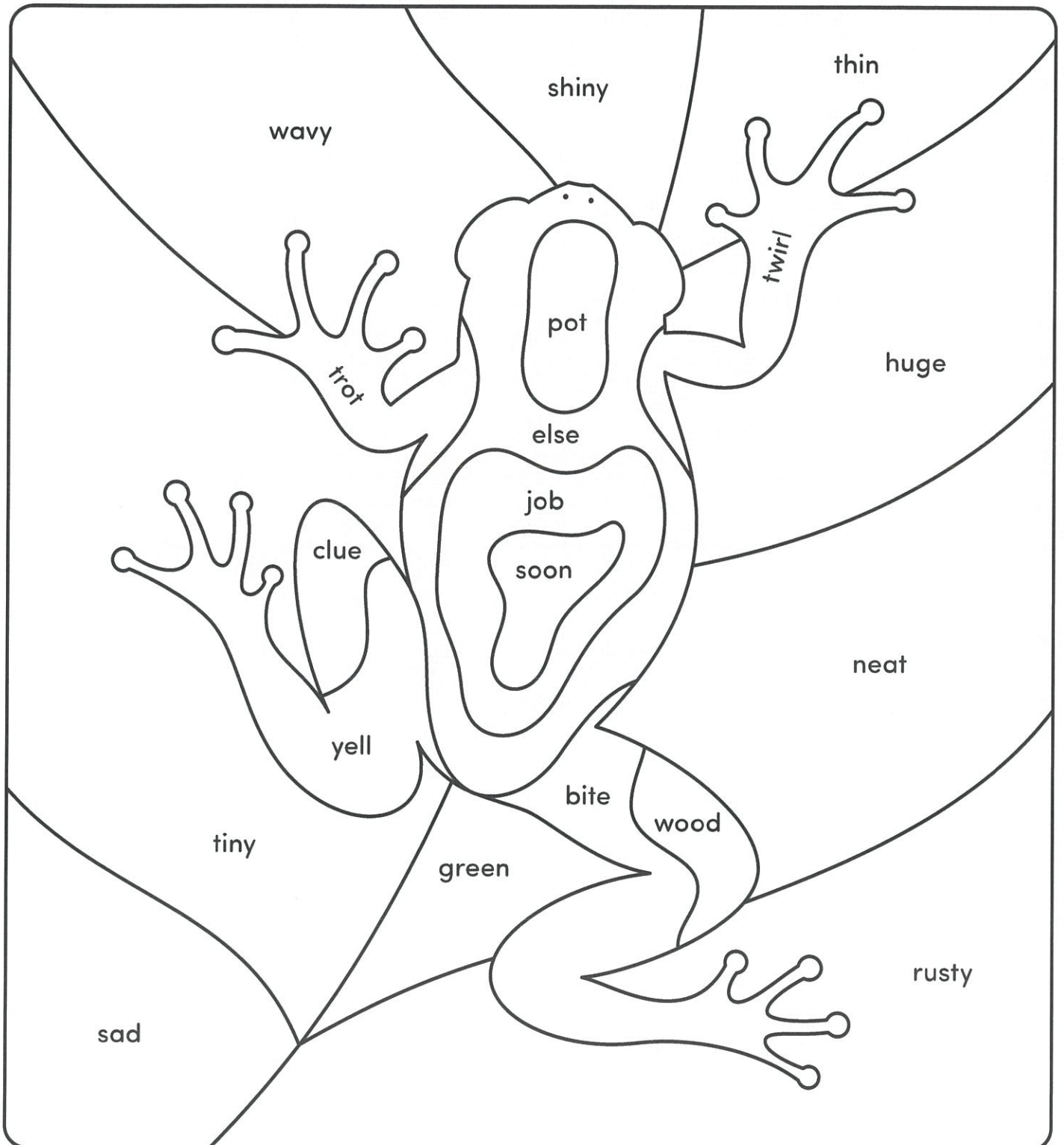
Use the key below to help you colour the picture.

yellow noun

orange adverb

blue verb

green adjective





Name: _____

Trace it:

gave gave

Write it:

Color it:



gave gave

Find it:

gave	or	gave	always	made	gave
goes	many	gave	these	gave	why
would	gave	very	which	your	gave

Match the picture to the letter with the same beginning sound:

g	a	v	e





TUESDAY
27/7/21

Jack and the Beanstalk

Once upon a time there was a boy called Jack. He lived with his mother. They were very poor. The only thing that they owned was a cow.

One morning, Jack's mother told Jack to take their cow to market and sell her for money. On the way to the market, Jack met a man. The man asked Jack if he would sell the cow for some magic beans. Jack took the beans for the cow and went back home. When Jack's mother saw the beans, she was very angry. She was so cross that she threw the beans out of the window.

The next morning, Jack looked out of the window. He saw a giant beanstalk. He went outside and started to climb the tall beanstalk. He climbed up and up to the sky and through the clouds. Above the clouds, Jack saw a beautiful castle. He went into the castle. Then, Jack heard a loud voice. It was the voice of an enormous giant. Jack felt scared.

"Fee, Fi, Fo, Fum!" said the giant.

Jack ran into a cupboard to hide. The big giant came into the room and sat down. On the table there was a hen and a golden harp.

"Lay!" said the giant. The hen laid an egg. It was made of gold.

"Sing!" said the giant. The harp began to sing.

After a little while, the giant fell asleep. Jack jumped out of the cupboard. He thought that his mother would like the magic hen and the magic harp. So, he took the hen and the harp.

Suddenly, the harp sang, "Help, master!" The giant woke up and shouted, "Fee, Fi, Fo, Fum!"

Jack ran and started climbing down the beanstalk. The giant came down after him.

"Mother, help!" Jack shouted.

Jack's mother took an axe and chopped down the beanstalk. The giant fell and crashed to the ground. With the golden eggs and the magic harp, Jack and his mother lived happily ever after.

Name _____

Date _____

Capital Letter and Full Stop Scavenger Hunt

As a class, read the following passage from the fairy tale, *Jack and the Beanstalk*.

Once upon a time there was a boy called Jack. He lived with his mother. They were very poor. The only thing that they owned was a cow.

Jack's mother told Jack to take their cow to market and sell her for money. On the way to the market, Jack met a man. The man asked Jack if he would sell the cow for some magic beans. Jack took the beans for the cow and went back home. When Jack's mother saw the beans, she was very angry. She was so cross that she threw the beans out of the window.

When you have read the passage:

- hunt for capital letters and full stops
- underline the capital letters and put a circle around the full stops (the capital letters and full stops in the first sentence have been found for you)
- create a tally to show the number of capital letters and full stops that you have found.

Capital Letters and Full Stops - Tally Marks		Total
full stops		
capital letters		

Name _____

Date _____

Hunt It and Fix It!

Capital letters are used at the start of a sentence and for proper nouns.

Full stops are used at the end of a sentence.

The following sentences **do not** have capital letters and full stops.

Rewrite each sentence by adding capital letters and full stops in the correct places.

1. once upon a time there was a boy called jack

2. the big giant came into the room and sat down

3. the giant fell and crashed to the ground

4. the man asked jack if he would sell the cow for some magic beans

5. jack and his mother were very poor

Name: _____ Date: _____

Adverbs

With a partner, think of a word for each of the categories listed below, and write them in the spaces. Next, place these words in the numbered spaces in the story, making sure the numbers match. Now it's time to read your comical chronicle!

1. Animal _____
2. Adverb _____
3. Noun _____
4. Verb _____
5. Adverb _____
6. Adverb _____

The _____¹ flies

_____² through the sky. It

lays _____³ in a nest.

It _____⁴ _____⁵ on the

ground. It lives _____⁶ in a tree.

Name: _____ Date: _____

Dressing Up a Sentence

Write the original sentence:

Adjectives Describe the noun.	Noun Who or what?	Verb and Adverb What did they do? How did they do it?	Where? Where did it happen?

Write your new, exciting sentence:

Name: _____

Date: _____

Parts of Speech Word Search

In the grid, find the words that are listed below. Colour the squares in the correct colour according to the word type.



red

nouns



blue

verbs



green

adjectives

b	r	i	g	h	t	s	i	n	g
j	n	n	c	b	u	t	r	e	e
b	h	l	h	d	u	o	p	b	x
j	l	t	a	b	d	c	w	l	h
u	t	a	i	l	o	o	k	e	y
m	i	l	r	q	l	u	g	e	j
p	n	k	t	l	m	i	n	l	t
b	y	s	e	i	b	o	n	c	q
r	a	y	w	y	m	d	c	u	e
f	b	s	y	x	s	h	i	r	t

yellow

chair

bounce

tree

sing

bright

money

tiny

jump

talk


bucket

shirt

fast

swim

big



Name: _____

Trace it:

don't don't

Write it:

Color it:

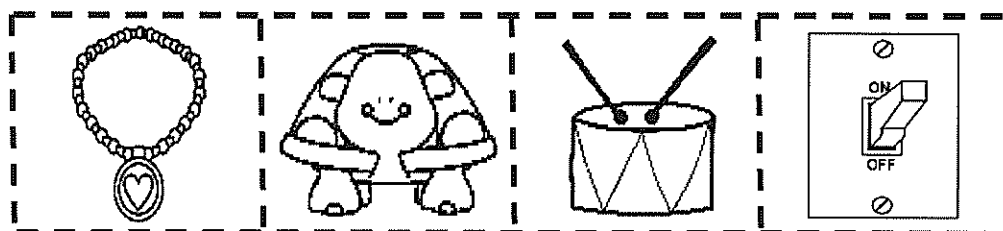
don't don't

Find it:

their	or	don't	always	don't	use
don't	many	off	these	before	don't
would	don't	very	don't	your	its

Match the picture to the letter with the same beginning sound:

d	o	n	't





WEDNESDAY

28/7/21

Name: _____

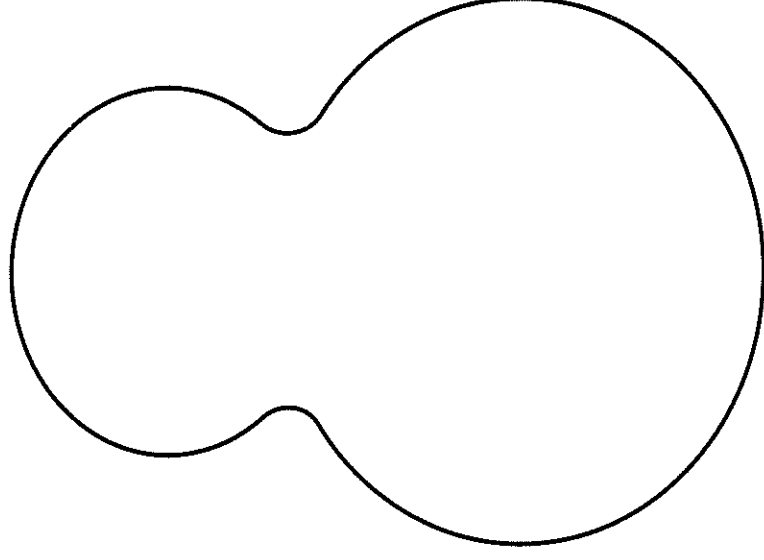
Date: _____

Monster Magic

o Reading Comprehension Activity o

Read and follow the instructions below to create a magic monster.

1. Cover the monster's body in 12 red dots.
2. Give the monster 8 long arms.
3. Draw six yellow eyes on the monster's head.
4. Give the monster 4 short legs.
5. Draw two green pointy antennae on top of the monster's head.
6. Give the monster a big smile and a long pink tongue.
7. Draw two small ears on each side of the monster's head.
8. Give the monster a spikey purple tail.
9. Cover the monster's body in fuzzy blue hair.
10. Give the monster a name.



Name: _____ Date: _____

Adjectives

With a partner, think of a word for each of the categories listed below, and write them in the spaces. Next, place these words in the numbered spaces in the story, making sure the numbers match. Now it's time to read your comical chronicle!

1. Animal _____
2. Adjective _____
3. Colour _____
4. Adjective _____
5. Adjective _____
6. Adjective _____

Max the _____¹ is

very _____². He is big

and has _____³ fur that

is _____⁴. He has long and

_____⁵ legs. His bark is very

_____⁶.

Name: _____ Date: _____

Dressing Up a Sentence

Write the original sentence:

Adjectives Describe the noun.	Noun Who or what?	Verb and Adverb What did they do? How did they do it?	Where? Where did it happen?

Write your new, exciting sentence:



Name: _____

Date: _____

Parts of Speech Word Search

In the grid, find the words that are listed below. Colour the squares in the correct colour according to the word type.



red

nouns



blue

verbs



green

adjectives



yellow

adverbs

a	s	l	g	e	s	s	s	o	l
p	t	o	m	s	i	l	h	e	e
p	e	u	q	t	d	i	i	c	z
l	a	d	c	u	o	p	n	d	h
e	m	l	d	m	i	a	y	c	e
s	a	y	n	b	d	c	n	h	t
g	e	n	t	l	y	a	k	o	t
f	l	o	w	e	r	c	h	l	g
r	d	p	b	b	s	l	o	w	y
d	q	y	h	a	p	p	i	l	y

slow

shiny

flower

hot

dance

happily

steam

apple

loudly

branch

stumble

slip

quickly

slide

gently



Name: _____

Trace it:

found found

Write it:

Color it:


found found

Find it:

their	or	gave	found	made	found
found	many	found	these	before	why
would	found	very	which	found	its

Match the picture to the letter with the same beginning sound:

f	o	u	n	d





THURSDAY
29/7/21

THE THREE LITTLE PIGS

Once upon a time there was an old sow with three little pigs. She could not afford to keep them, so she sent them out to seek their fortune.

The first pig met a man with a bundle of straw. He asked the man if he could have some. The man gave the little pig the straw and he built a house with it.

The second pig met a man with a bundle of wood. He asked the man if he could have some. The man gave the little pig the wood and he built a house with it.

The third pig met a man with a load of bricks. He asked the man if he could have some. The man gave the little pig the bricks and he built a house with it.

Along came a wolf. He knocked at the door of the straw house and said, "Little pig, little pig, let me come in." The first pig said, "Not by the hair of my chinky chin chin!" So the wolf huffed and puffed and blew the straw house down.

Then, he knocked on the door of the wooden house and said, "Little pig, little pig, let me come in." The second pig said, "Not by the hair of my chinky chin chin!" So the wolf huffed and puffed and blew the wooden house down.

The two scared little pigs ran to the brick house. The third pig let them in. Soon, the wolf knocked on the door. He said, "Little pigs, little pigs, let me come in." The three pigs said, "Not by the hair of our chinky chin chins!" The wolf huffed and puffed and puffed and huffed; but he could not blow the house down.

The wolf decided he would climb down the chimney. When the little pigs saw what he was about to do, they put a pot full of water onto the fire. Just as the wolf was coming down the chimney, they took off the cover of the pot.

Steam rose up the chimney. The wolf got burnt and ran away. The three little pigs lived happily ever after.




Name: _____

Date: _____

Comprehension Questions

1) Who are the main characters in this story?

2) Draw and label the materials each pig used to build their house.



3) How do you think the first two pigs felt when the wolf blew down their houses? Why?

4) Put these events in the order in which they happened in the text.

- ☐ The wolf climbed down the chimney.
- ☐ Steam rose up the chimney and the wolf got burnt and ran away.
- ☐ The third pig built his house made of bricks.
- ☐ The second pig built his house made of wood.
- ☐ The two scared pigs ran to the brick house.

Name: _____

Date: _____

Comprehension Questions

5) Do you think the wolf was clever? Why?

6) Predict where you think the pigs will live now? Why?

7) To complete this table, find each word in the story and write one sentence it is in. Then write what you think the word means.


Word	Example in Text and Definition
fortune	
bundle	
puffed	
steam	

Name: _____

Date: _____

Noun and Verb Balloons

Draw strings from the balloons to the correct student. Colour the noun balloons one colour and the verb balloons another.



Name: _____ Date: _____

Dressing Up a Sentence

Write the original sentence:

Adjectives Describe the noun.	Noun Who or what?	Verb and Adverb What did they do? How did they do it?	Where? Where did it happen?

Write your new, exciting sentence:



Colour by Parts of Speech

Use the key below to help you colour the picture.

yellow verb

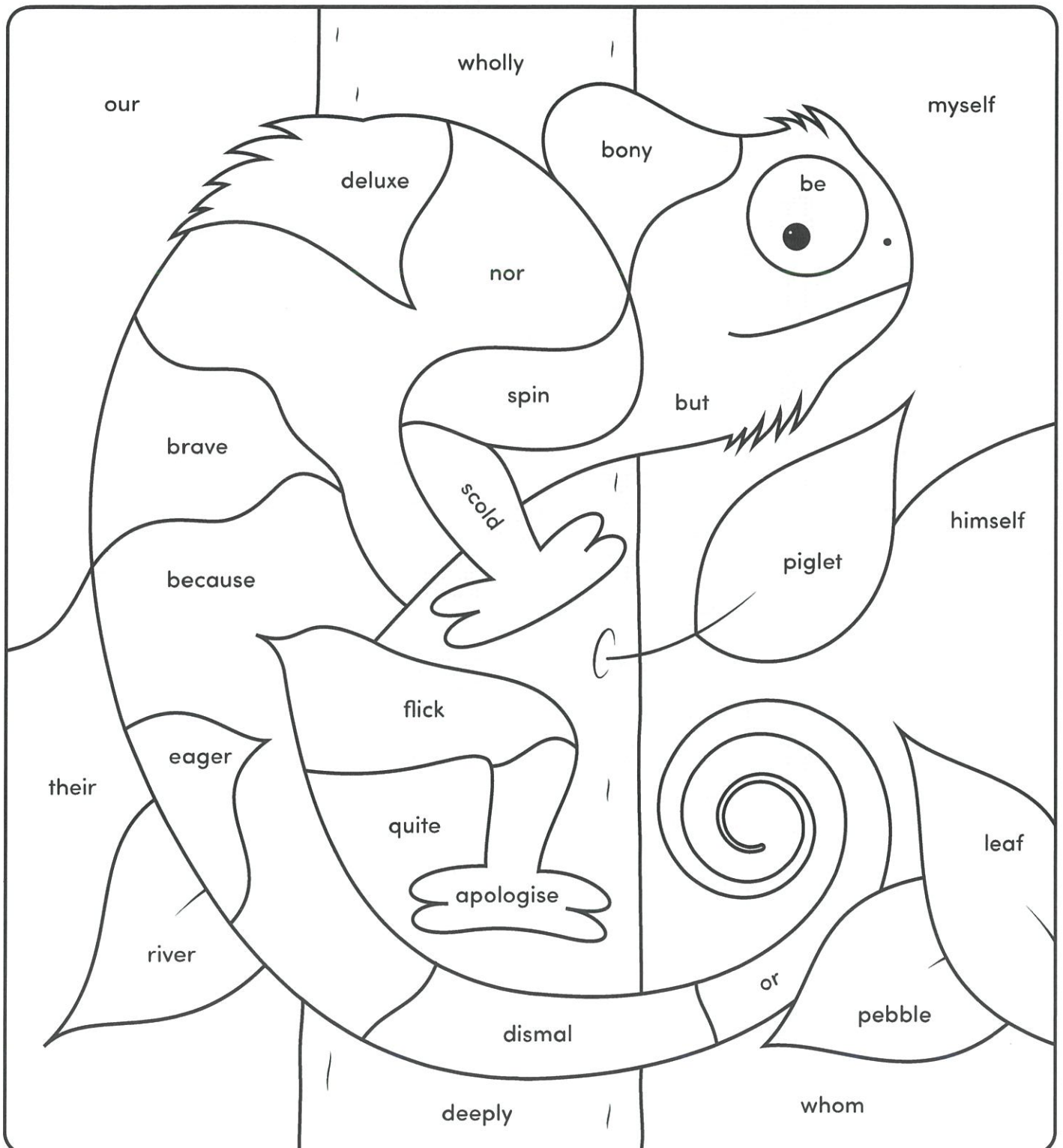
orange conjunction


blue pronoun

purple adjective

brown adverb

green noun





Name: _____

Trace it:

right right

Write it:

Color it:

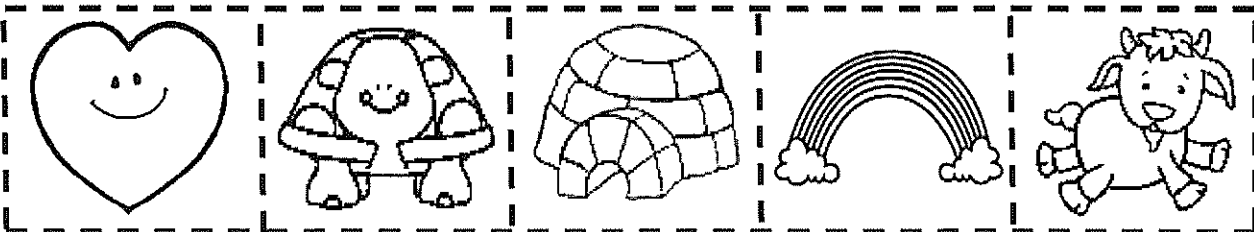
right right

Find it:

their	or	right	always	right	use
right	many	off	right	before	why
would	right	very	which	your	right

Match the picture to the letter with the same beginning sound:

r	i	g	h	t





FRIDAY
30/7/21

CRABBING AT NIGHT

Tess loved camping at the beach.

She rolled over on her camp bed to see if her big sister, Alex, was up yet.

Tess was glad she had a big sister. Alex could do everything. She could climb trees, catch lizards, and bake real cakes!

Tess wondered what they would do at the beach today. They could make sandcastles and swim. Maybe they could play beach cricket with Ryan and his family. Ryan was camping nearby. He always knew how to have fun!

Soon, Mum and Alex woke up. After breakfast, they all went to the beach.

While they were looking at some rock pools, Ryan ran to join them.

"Do you want to go crabbing with my family tonight?" he asked.

"What's crabbing?" asked Tess.


"It's when you go out on the beach at night with a torch and a bucket," said Alex. "You try to catch small crabs with your hands as they scurry about."

"What do you do with them when you catch them?" asked Tess.

"You let them go once you have a few," said Mum. "You don't hurt them at all. You count how many you have in your bucket before you set them free."

"It's lots of fun!" said Ryan.

"There are always heaps of crabs. When you shine your torch, they run everywhere."



That night, after dinner, they all set out for the beach. It was very dark.

Click! On went the torches.

"Oh!" cried Tess.

Hundreds of tiny crabs scooted across the wet sand. The crabs dug holes for themselves and disappeared.

The children squealed as they tried to catch them!

Tess was scared.

Suddenly, she felt something tickling her foot. She looked down and saw a crab scuttle across her toes. As fast as she could, she scooped it up.

Plonk! She put the crab in her bucket.

Tess giggled. Catching crabs wasn't so hard after all!

Janeen Holzberger



Name: _____

Date: _____

Crabbing at Night

Cut out the sentences summarising the story and place them in the correct order. Paste the sentences in the table on the next page.

When a crab scuttled across her toes, Tess quickly scooped it up and plonked it into her bucket.

In the end, Tess giggled because she was no longer scared.

Crabbing at Night

Tess was camping at the beach with her sister, Alex, and her mum.

Alex told Tess that when you go crabbing, you catch small crabs with your hands and put them in a bucket.

Her friend, Ryan, invited her to go crabbing with his family at night.

Tess turned on her torch and saw hundreds of tiny crabs scooting across the sand.

They took their torches and buckets to the beach at night.

Name: _____

Date: _____

Crabbing at Night

Title

Orientation

Series of Events in Time Order

Resolution

Name: _____

Date: _____

Adjectives and the Senses

An adjective is a word that is used to describe a person, place or thing. You can use the five senses to describe what something looks like, feels like, sounds like, smells like or tastes like.

Sort these adjectives into the correct category. Some words can be placed into more than one category.

tiny

spicy

cold

bumpy

red

sticky

hissing

stinky

pale

sour

loud

fragrant

faint

smooth

quiet


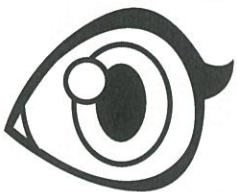
putrid

yummy

shiny

sweet

musty



sight

touch

hearing

smell

taste

--	--	--	--	--

Name: _____ Date: _____

Dressing Up a Sentence

Write the original sentence:

Adjectives Describe the noun.	Noun Who or what?	Verb and Adverb What did they do? How did they do it?	Where? Where did it happen?

Write your new, exciting sentence:



Name: _____

Date: _____

Parts of Speech Word Search

In the grid, find the words that are listed below. Colour the squares in the correct colour according to the word type.

 **red** nouns

 **blue** verbs

q	s	k	i	p	p	i	n	g	k
b	l	e	a	p	i	n	g	p	b
s	y	f	w	b	s	l	g	z	s
l	h	u	h	t	p	n	r	m	i
p	a	o	r	o	i	x	u	j	s
q	b	o	e	k	p	f	n	e	h
k	h	e	l	s	t	p	n	p	i
s	b	a	r	a	y	b	i	o	r
e	w	p	h	j	d	b	n	n	t
r	s	o	c	k	s	l	g	g	g

walking

skipping

running

leaping

hat


shoes

shorts

socks

hopping

shirt



Name: _____

Trace it:

does does

Write it:

Color it:

does does

Find it:

their	or	does	always	does	use
does	many	off	these	before	does
would	right	does	which	does	its

Match the picture to the letter with the same beginning sound:

d	o	e	s

