



Year 1

Term 4 – Week 1

Class _____



Name: _____

Monday 4th October



PUBLIC HOLIDAY

Tuesday 5th October



Pick up booklets

Join Zoom session - details TBA on Class Dojo

Handwriting – Complete the days of the week handwriting

Reading – Read aloud a book of your choice to a family member
OR log into PM online / Wushka and complete a book

Writing – Draw and write your favourite holiday memories

Numeracy activities - Complete the maths mentals activities

Science - What path does the Sun take to the sky? After reading the information and viewing the online resources. Make a poster showing the path the Sun takes in the sky.

Days of the Week

Handwriting Practice

Monday

Tuesday

Wednesday

Thursday

Friday

Monday

Tuesday

Wednesday


Thursday


Friday


MY HOLIDAY




Draw and label your
four favorite memories
from your holiday break.









Year 1 Maths Activity Mat 1

Section 1

Put the numbers in order, starting with the lowest.

8

4

6

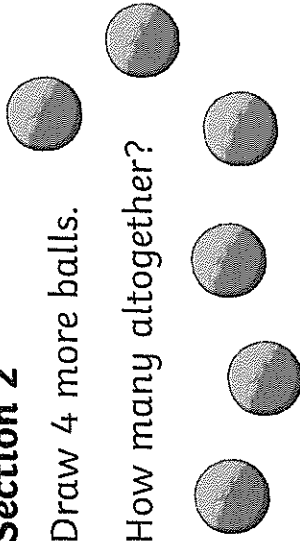
<input type="text"/>	<input type="text"/>	<input type="text"/>
----------------------	----------------------	----------------------



Section 2

Draw 4 more balls.

How many altogether?



Section 3

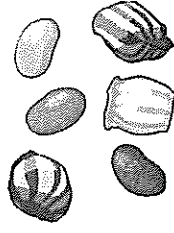
$9 - 3 =$

$4 - 2 =$

$7 - 4 =$

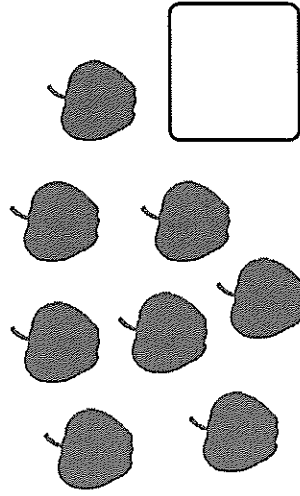
Section 4

Sophie has 6 lollies and eats 2 of them. How many lollies does she have left?




Section 5

Group the apples in twos. How many groups are there?



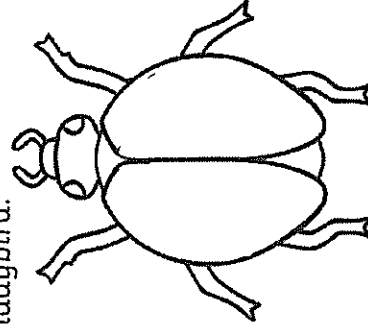
Section 6

Tick the coins that add up to 30c



Section 7

Draw 5 spots on the ladybird.



Section 8

Fill in the missing number.

6, 7, , 9, 10




What path does the Sun take in the sky?

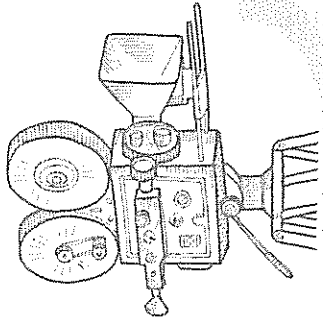



Vocabulary



Sun path morning evening patterns sky position day night sunrise

sunset solar noon daylight saving solar eclipse data

- 1  Watch the animation *Sunrise to Sunset*.




- 2  What do you **see**?
What do you **think**?
What do you **wonder**?



In the morning, we can see the Sun rise in the sky.

In the evening, we can see the Sun set as the day turns into night.

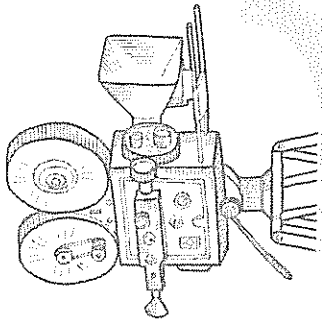
 Look at the eBook *Patterns of the Sun* to find out more about the daily patterns of the Sun.




Patterns of the Sun

inquisitive

- ▶ Watch the video
4 Ruby's Sunny School Day.



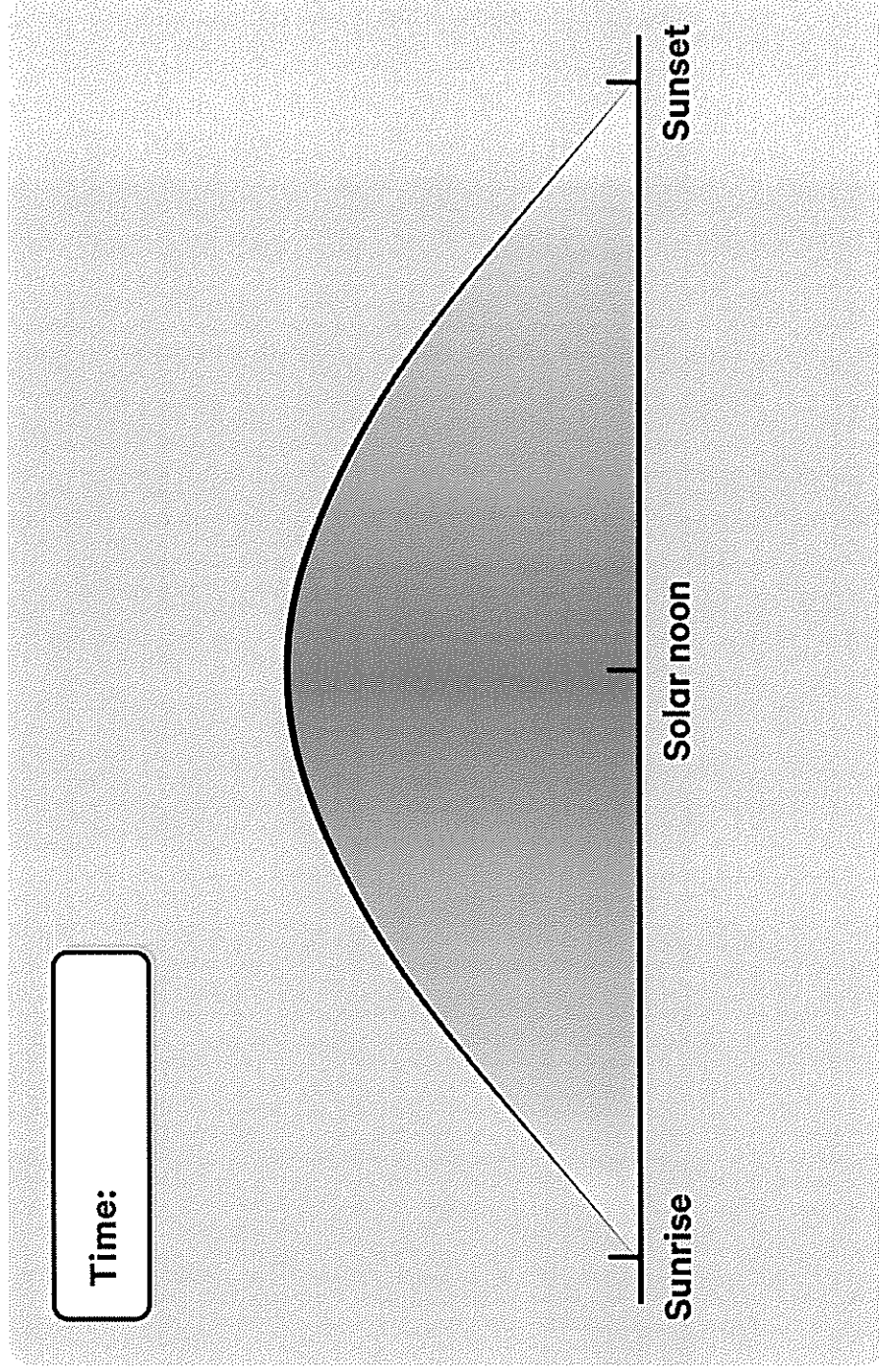
- 5 Think, pair and share about the positions of the sun.



Use the website *Time and Date* to find the Sun's position in your local area (town or city).

6 Write the time now and draw the position of the Sun.

7 Answer the questions in the bubbles.




What time was sunrise today?

What time is the solar noon today?

What time is sunset today?



8 Make a poster showing the path the Sun takes in the sky.

A large, empty rectangular box with rounded corners, intended for students to draw a poster showing the path of the Sun in the sky.

Wednesday 6th October



Spelling – Unit 28 'y'

Write your list of words on your spelling worksheet.

Words to help - yet, yes, yell, yellow, you, your

Handwriting – Complete letter sheets a and b

Reading – Read aloud a book of your choice to a family member
OR log into PM online / Wushka and complete a book

Writing – Write a holiday news report

Grammar - Complete the homophones worksheet.

A homophone is two or more words having the same pronunciation but have different meanings

Numeracy activities - Complete the maths mental activities

Geography - Complete the 'what should we know about the weather?' Write or draw everything you know about the weather. Then draw a picture about each weather word in the boxes.

yap											
yet											
yes											
yell											
yells											
yelled											
yelling											
yellow											
yoyo											
year											
yard											
yawn											
you											
your											
yolk											
yabby											



Aa

Notes to remember:

- My letters sit on the line.
- My lower case letters are the same height as each other.
- My upper case letters touch the top of the line.
- I start the letter at the right point.
- I use finger spaces between each new letter or new word.

Now, copy the letters and words into your handwriting book.

a a a

A A A

Aa Aa Aa

after

again

ask



Bb

Notes to remember:

- My letters sit on the line.
- My lower case letters are the same height as each other.
- My upper case letters touch the top of the line.
- I start the letter at the right point.
- I use finger spaces between each new letter or new word.

Now, copy the letters and words into your handwriting book.

b b b

B B B


Bb Bb Bb

bath

because


beautiful

My Holiday News



On the holidays _____

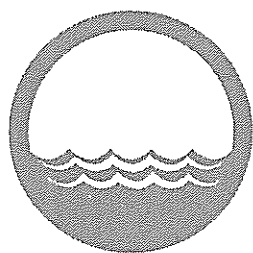
by _____




Name: _____

HOMOPHONES

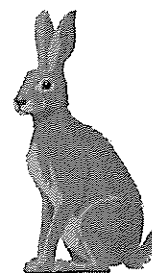
Circle the correct spelling for each image




See Sea



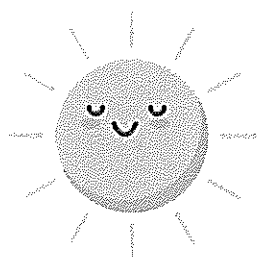
Mail Male



Hair Hare



Ate Eight




Son Sun



Waste Waist



Flu Flew



Red Read



One Won

Can you think of three more homophones?

Year 1 Maths Activity Mat 1

Section 1

Put the numbers in order from lowest to highest.

10 6 9 5


<input type="text"/>	<input type="text"/>	<input type="text"/>	<input type="text"/>
----------------------	----------------------	----------------------	----------------------



Section 2

Draw 4 more balls.

How many altogether?



Section 3


$9 + 3 =$

$6 - 5 =$

$7 + 3 =$

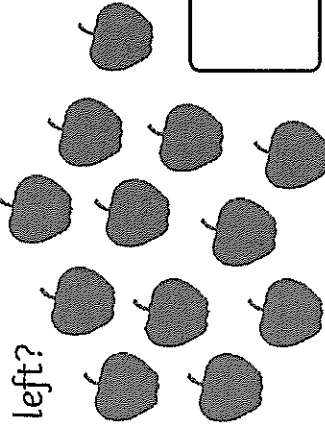
Section 4

Sophie eats 7 lollies. How many lollies does she have left?




Section 5

Sophie eats 7 lollies. How many lollies does she have left?



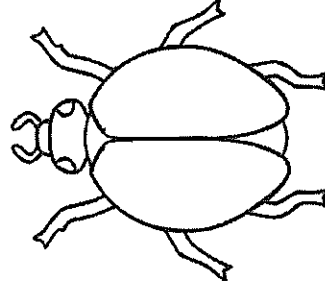
Section 6

Tick the coins that add up to 70c



Section 7

Draw 9 spots on the ladybird.



Section 8




Complete the pattern.

8, 10, , 14, 16



Why should we know about the weather?

- 1 Share with your class all the reasons why we should know about the weather.



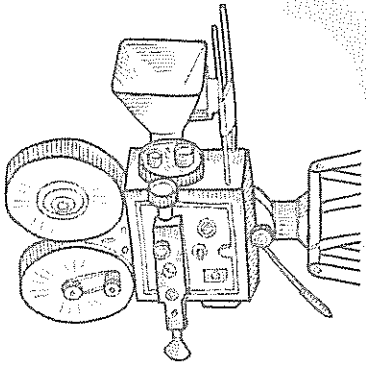
Learning about the weather can be fun. There are lots of songs and movies about the weather.

In the movie, *Cloudy with a Chance of Meatballs*, Flint Lockwood invents a machine that makes it rain food.


- 2 Look at the picture from the movie and share with your class the food you can see raining from the sky.



- 3 Watch the video clip from the movie.



- 4 With a partner, **think, pair and share** to answer the questions in the speech bubbles.



Some very strange things have actually fallen from the sky.

- 5 Look at the Ebook to see what unusual things have rained from the sky.

- 6 With a partner, **think, pair and share** to answer the questions in the speech bubbles.



What strange things have rained from the sky?



Would you eat any of them?

Rain is part of the weather. The weather is what happens outside every day. It can be sunny, windy, rainy, hot or cold. Knowing about the weather is important for the farmers who grow our food. It also helps people to plan what to wear and what to do every day.

7 **With your class,** answer the questions in the speech bubbles.






8

There are many words we can use to talk about the weather.


Write or draw everything you know about the weather inside the cloud.





If we record information about the weather, we can use it to predict (guess) what the weather might be like in the future. This is called a weather forecast. A weather forecast often uses pictures instead of words.

9 Draw a picture for each word about the weather.



cloudy

lightning

windy

snow

sunny

hail

rainy

Thursday 7th October



Spelling – Unit 28 'y'

Complete your first page of your spelling activity

Words to help - yet, yes, yell, yellow, you, your

Handwriting – complete letter sheets c and d

Reading – Read aloud a book of your choice to a family member
OR log into PM online / Wushka and complete a book

Writing – Story starter ideas. Please choose one and write a story.
Remember your finger spaces, capital letters and fullstops.

Grammar - Complete the compound words worksheet.

Compound words are made by joining two or more words; the combination creates a new word.

Numeracy activities - Complete the maths mental activities


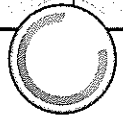
Creative Arts - Complete the drama lesson on 'mime'. Once you have completed the activity please load onto class Dojo for your teacher.



y



yoyo



List Words


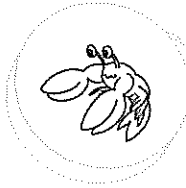
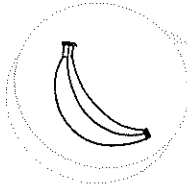

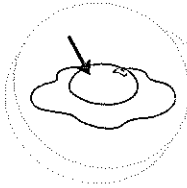
yap	yells	yoyo	you
yet	yelled	year	your
yes	yelling	yard	yolk
yell	yellow	yawn	yabby

Letters



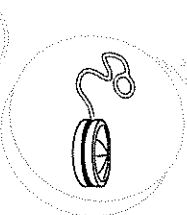
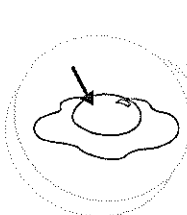
Words

1 Underline the letter or letters for y in each List Word. If any of these are not in the sound box, write them with a word example in the box above.

2 Colour the yoyo if you hear y in the picture name.



3 Count the sounds in each picture name. Write this number in the yoyo string loop. Join the words to the pictures.



yabby

yolk

yoghurt

yoyo

yawn

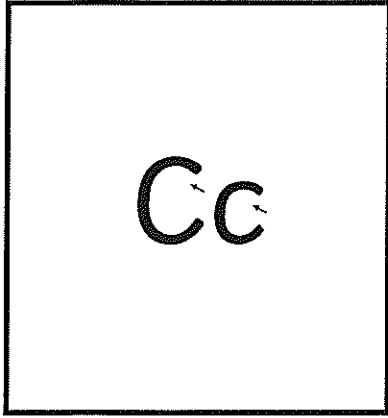
4 Write List Words to match these clues.

This is a colour.

This word is the opposite of no.

This is space outside, around a house.

This word has ear in it.



Notes to remember:

- My letters sit on the line.
- My lower case letters are the same height as each other.
- My upper case letters touch the top of the line.
- I start the letter at the right point.
- I use finger spaces between each new letter or new word.

Now, copy the letters and words into your handwriting book.

c c c

C C C

Cc Cc Cc

children

climb

could



Dd

Notes to remember:

- My letters sit on the line.
- My lower case letters are the same height as each other.
- My upper case letters touch the top of the line.
- I start the letter at the right point.
- I use finger spaces between each new letter or new word.

Now, copy the letters and words into your handwriting book.

d d d

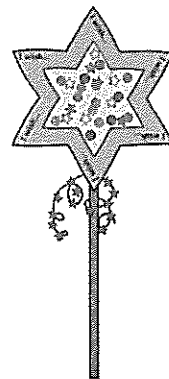
D D D

Dd Dd Dd


do

door


I made a wish
and...



It was a stormy
day...



I was so lucky...



I was so scared...



Name: _____

Date: _____

Compound Words

Draw a line between the two words that make up the compound word. Write each word on either side of the plus (+) sign and a short definition of the word after the equals (=) sign. An example has been done for you.

Example: Birth/day birth + day = *the day someone was born.*

1. airplane _____ + _____ = _____
2. blueberry _____ + _____ = _____
3. cupcake _____ + _____ = _____
4. daydream _____ + _____ = _____
5. bullfrog _____ + _____ = _____

Match a word from *Box A* with a word from *Box B* to create a compound word. You may only use each word once and you must make real words.

Box A				Box B			
chalk	day	rain	blue	mate	bird	ball	time
eye	class	sail	snow	boat	man	board	bow

6. _____
7. _____
8. _____
9. _____
10. _____
11. _____
12. _____
13. _____

Name: _____

Date: _____

Take each compound word you made and use it in a sentence.

14. _____

15. _____

16. _____

17. _____

18. _____

19. _____

20. _____

21. _____

Bonus:

On another piece of paper, use each letter of the alphabet to generate a compound word. Can you think of one for all 26 letters?

How many words were you able to generate? What is your most unique one?

Answers

1. Airplane **air + plane = way for people to fly**
2. Blueberry **blue + berry = a fruit that's blue to eat**
3. Cupcake **cup+ cake = a small cake**
4. Daydream **day + dream = when you are awake but your mind is elsewhere**
5. Bullfrog **bull + frog = a large frog native to North America**

Match a word from *Box A* with a word from *Box B* to create a compound word. You may only use each word once, and they must make real words.

Answers may vary but could include:

- | | |
|-------------|----------------|
| 6. rainbow | 10. daytime |
| 7. bluebird | 11. classmate |
| 8. eyeball | 12. snowman |
| 9. sailboat | 13. chalkboard |

Take each compound word you made above and use it in a sentence.

Answers will vary.

Year 1 Maths Activity Mat 1

Section 1

Put the numbers in order from lowest to highest.

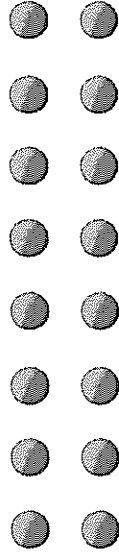
16 11 18 12

<input type="text"/>	<input type="text"/>	<input type="text"/>	<input type="text"/>	<input type="text"/>
----------------------	----------------------	----------------------	----------------------	----------------------



Section 2

Draw 7 more balls. How many are there all together?



Section 3


$12 - 3 = \square$

$16 - 8 = \square$

$13 + 7 = \square$


Section 4

Sophie eats half of her lollies. How many lollies does she have left?




Section 5

Group the apples in twos. How many groups are there?



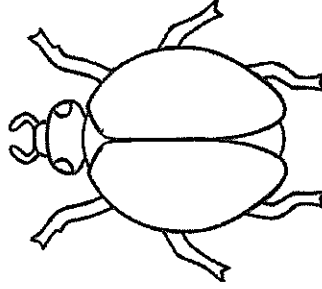
Section 6

Tick the coins that add up to 85c



Section 7

Draw 12 spots on the ladybird.




Section 8

Complete the pattern.

24, 22, , 18, 16






Stage 1 - Lesson One

MIME

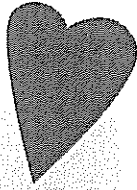
In this lesson, students are to act out each scenario below in mime. Think about the way they might move, their body language, their facial expression and what they might be doing.




an angry bus driver



someone winning a race




someone who has hurt their knee



a child opening up a really exciting present

Record one of the drama scenes and upload it onto dojo.

Friday 8th October



Spelling – Unit 28 'y'

Complete your second page of your spelling activity.

Words to help - yet, yes, yell, yellow, you, your

Handwriting – complete letter sheets e and f

Reading – Read aloud a book of your choice to a family member OR log into PM online / Wushka and complete a book

Writing – Free writing. Write about something that makes you happy.


Grammar - Complete the cut and paste worksheet on Statements, Questions, Command and Exclamation.

Numeracy activities - Complete the maths mental activities

PDHPE - Complete the worksheet based on feelings. Sort the words and write them into the jars.

5 Write y or Y in the spaces.
Read the sentences. Colour the picture.

___olly is a ___abby.
___olly has a ___o__o.



6 Write y in the words in the boxes. Finish the sentences with these words.

___ell
___ells
___elled
___elling

Someone is _____.
Did you _____ in the yard?
I _____ out to my friend.
He _____ if he sees a yabby.

___ou
___our

_____ yoyo is yellow.
Can _____ use the yoyo?

7 Count the sounds in the words. Write the letter or letters for each sound in a separate box. The first one is done for you.

yell	y	e	ll
yet			
you			

yap			
yawn			
yard			



Ee

Notes to remember:

- My letters sit on the line.
- My lower case letters are the same height as each other.
- My upper case letters touch the top of the line.
- I start the letter at the right point.
- I use finger spaces between each new letter or new word.

Now, copy the letters and words into your handwriting book.

e e e


E E E

Ee Ee Ee

even

everybody

eye



Notes to remember:

- My letters sit on the line.
- My lower case letters are the same height as each other.
- My upper case letters touch the top of the line.
- I start the letter at the right point.
- I use finger spaces between each new letter or new word.

Now, copy the letters and words into your handwriting book.

f f f

F F F

Ff Ff Ff

fast

father

friend

Name: _____ Date: _____

Statement, Question, Command, Exclamation

Cut out the sentences on the next page. Paste them under the correct headings of the table below.

Statement	Question
Command	Exclamation

Name: _____ Date: _____

Statement, Question, Command, Exclamation

Does that ball belong to you?	Do not touch the wet paint.
I cannot believe it is snowing!	Is it almost time for lunch?
My brother is very good at reading.	Look at that big dog over there!
I like to swim in the ocean.	Can we go to the park tomorrow?
Go to your room.	Get into the car, please.
The sky is clear and blue.	What a great day it has been!
May I please leave the table?	Eat your vegetables.
What a wonderful drawing!	My gran makes tasty chocolate cookies.

Answers

<p>Statement</p> <p>My brother is very good at reading.</p> <p>I like to swim in the ocean.</p> <p>My gran makes tasty chocolate cookies.</p> <p>The sky is clear and blue.</p>	<p>Question</p> <p>Does that ball belong to you?</p> <p>May I please leave the table?</p> <p>Is it almost time for lunch?</p> <p>Can we go to the park tomorrow?</p>
<p>Command</p> <p>Go to your room.</p> <p>Do not touch the wet paint.</p> <p>Get into the car, please.</p> <p>Eat your vegetables.</p>	<p>Exclamation</p> <p>I cannot believe it is snowing!</p> <p>What a wonderful drawing!</p> <p>Look at that big dog over there!</p> <p>What a great day it has been!</p>

Year 1 Maths Activity Mat 2

Section 1

Which number is 4 more than 5? Tick the answer.

8

7

9



Section 2

Draw 5 more stars. How many are there all together?



Section 3

$8 + 2 =$

$6 - 3 =$

$3 + 6 =$

Section 4

Alex spends 4 \$1 coins. How much does he have left?



Section 5

Group the butterflies in twos. How many groups are there?



Section 6

Circle the even numbers.

12

7

4

2

5

Section 7

Draw 7 stripes on the tiger.



Section 8

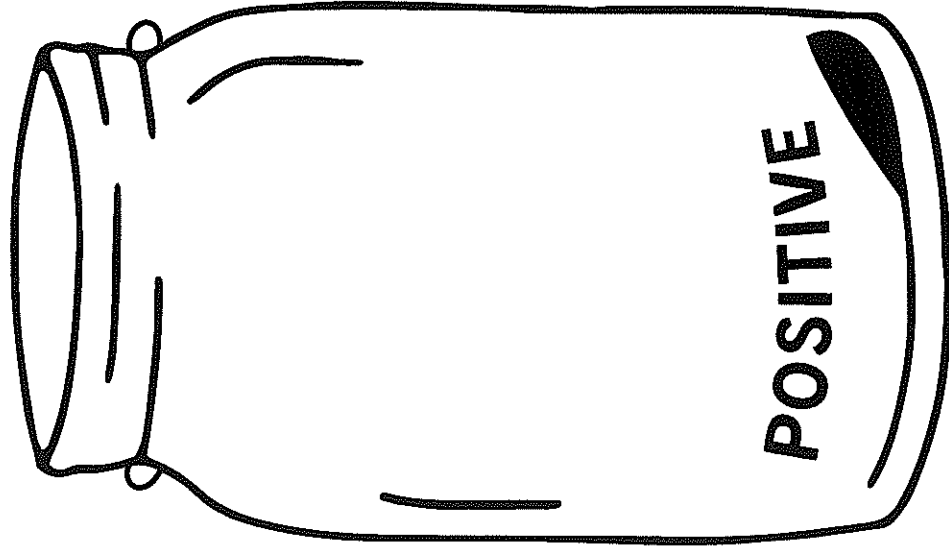
What is the missing number?

11, 12, 13, ?, 15, 16, 17

FEELINGS

Sort

Instructions: Place the words into either the positive or negative feeling jars. Use a dictionary to look up any unfamiliar words.



CONTENT

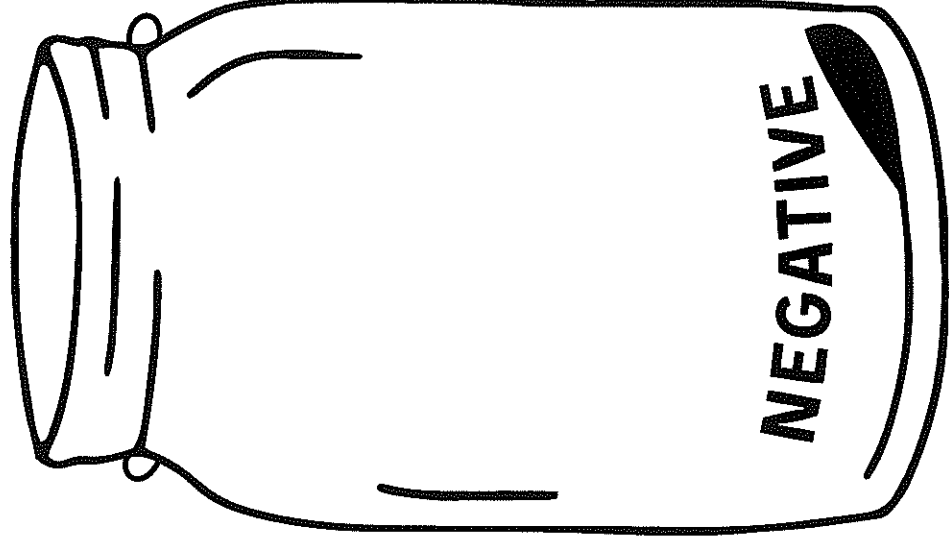
ANGRY

THANKFUL

HURT

CONFUSED

EXCITED



JOY

SAD

HAPPY

PROUD

LONELY

EMBARRASSED

LOVED

SCARED

JEALOUS

APPRECIATED

WORRIED

RELIEVED

EXTRA activities section

To be completed at your choice

STEM - I wish I had a pirate suit

Sight word search

Boggle word puzzle


Place value challenges

I wish I had a Pirate Suit

By Pamela Allen

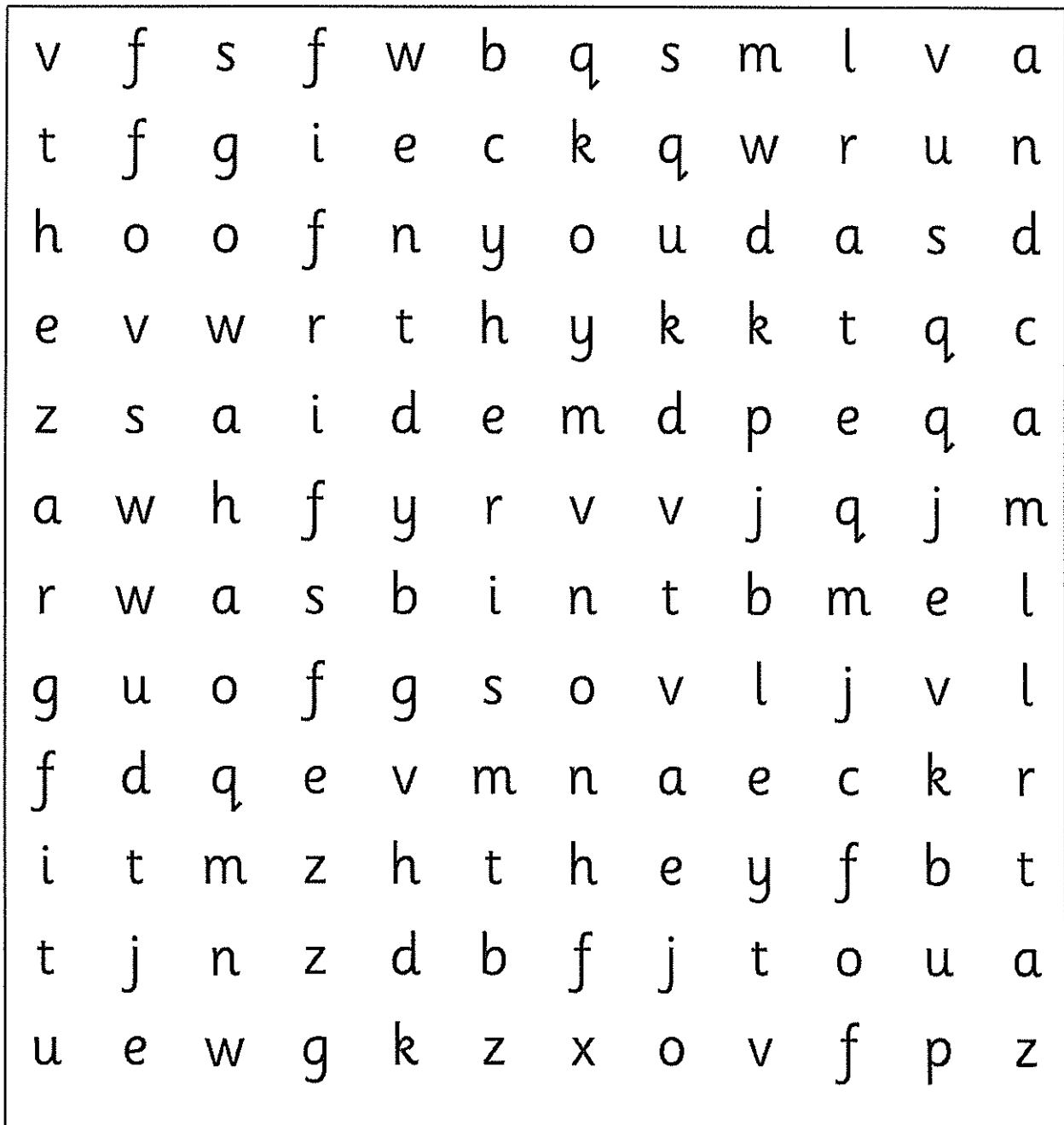
What could you
design and build?

Could you design and
make his very own
pirate hat?



Picture Book STEM

High Frequency Words Wordsearch



the
and
was
on
of
it

said
in
to
he
they
you

Place Value Challenge

Arrange the given digits to make a number that meets the given criteria.

1. Between 161 and 169:
6, 1, 7

--	--	--

H T O

2. Between 295 and 311:
9, 2, 9

--	--	--

H T O

3. Between 392 and 397:
5, 3, 9

--	--	--

H T O

4. Between 134 and 189:
5, 4, 1

--	--	--

H T O

5. Between 576 and 601:
9, 5, 7

--	--	--

H T O

6. Between 784 and 812:
8, 5, 7

--	--	--

H T O

7. Between 986 and 1000:
8, 8, 9

--	--	--

H T O

8. Between 784 and 876:
8, 4, 7

--	--	--

H T O

9. Between 578 and 811:
8, 6, 7

--	--	--

H T O

Place Value Challenge

Arrange the given digits to make a number that meets the given criteria.

1. Between 161 and 182:
6, 1, 7

--	--	--

H T O

2. Between 295 and 311:
9, 2, 8

--	--	--

H T O

3. Between 373 and 397:
8, 3, 9

--	--	--

H T O

4. Between 352 and 401:
2, 6, 3

--	--	--

H T O

5. Between 573 and 601:
6, 5, 7

--	--	--

H T O

6. Between 784 and 811:
8, 9, 7

--	--	--

H T O

7. Between 2850 and 2870:
9, 5, 2, 8

--	--	--	--

TH H T O

8. Between 1900 and 1930:
2, 1, 8, 9

--	--	--

TH H T O

9. Between 1000 and 1050:
0, 1, 2, 4

--	--	--

TH H T O

Place Value Challenge

Arrange the given digits to make a number that meets the given criteria.

1. Between 1234 and 2000:
2, 1, 8, 9

--	--	--	--

TH H T O

2. Between 1306 and 1345:
0, 1, 4, 3

--	--	--	--

TH H T O

3. Between 1278 and 1299:
2, 1, 8, 6

--	--	--	--

TH H T O

4. Between 2300 and 2456:
3, 1, 8, 2

--	--	--	--

TH H T O

5. Between 3000 and 3500:
2, 9, 3, 4

--	--	--	--

TH H T O

6. Between 8764 and 9000:
2, 1, 8, 8

--	--	--	--

TH H T O

7. Between 5600 and 5700:
6, 4, 5, 9

--	--	--	--

TH H T O

8. Between 5426 and 9843:
2, 6, 8, 9

--	--	--	--

TH H T O

9. Between 1234 and 1239:
2, 1, 3, 8

--	--	--	--

TH H T O

Place Value Challenge Answers

★

1. 167

2. 299

3. 395

4. 145 / 154

5. 579 / 597

6. 785

7. 988

8. 847 / 874

9. 678 / 687 / 768 / 786

★★

1. 167 / 176

2. 298

3. 389

4. 362

5. 576

6. 789 / 798

7. 2859

8. 1928

9. 1024 / 1042

★★★

1. 1289 / 1298 / 1829 / 1892 / 1928 / 1982

2. 1304 / 1340

3. 1286

4. 2318 / 2381

5. 3249 / 3294 / 3429 / 3492

6. 8812 / 8821

7. 5649 / 5694

8. 6289 / 6298 / 6829 / 6892 / 6928 /
6982 / 8269 / 8296 / 8629 / 8692 /
8926 / 8962 / 9268 / 9286 / 9628 /
9682 / 9826

9. 1238

