



Year 2

Term 4 – Week 1

Class _____



Name: _____

Monday 4th October



PUBLIC HOLIDAY

Tuesday 5th October



Pick up booklets

Join Zoom session - details TBA on Class Dojo

Handwriting – Complete the days of the week handwriting

Reading – Read aloud a book of your choice to a family member
OR log into PM online / Wushka and complete a book

Writing – Draw and write your favourite holiday memories

Numeracy activities - Complete the maths mental activities

Science - What are the Earth's resources? Complete the worksheet 8, label the natural resources you see in the picture. Complete the worksheet 9, why do we need the Sun? Write and draw your reasons.

Days of the Week

Handwriting Practice

Monday

Tuesday

Wednesday

Thursday

Friday

Monday


Tuesday

Wednesday


Thursday


Friday


MY HOLIDAY




Draw and label your
four favorite memories
from your holiday break.









Year 2 Spring 2 Maths Activity Mat 1

Section 1

Circle true or false

$12 + 13 = 26$ True / False

$15 - 6 = 9$ True / False


$4 \times 10 = 40$ True / False

Section 2

What is a five-sided shape called?


Section 3

What fraction is shaded?



Section 4

There are 12 bees and beetles. Seven of the insects are beetles. How many are bees?






Section 5

What is the total of the coins?



Section 6

Which rope is the shortest?




Section 7

Put these numbers in order, largest to smallest.

34, 61, 14, 86, 55

Section 8

 = 2  = 5  = 10


 \times  =

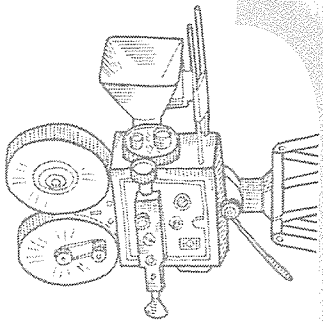
What are the Earth's resources?



Vocabulary

Earth precious treasure resource natural plants animals air wind
rocks soil minerals Sun

- 1  Watch the video *Earth's Treasures*.




- 2 Have a small group chat about the questions.




How do you feel about Planet Earth?

What words would you use to describe Earth?

We call the Earth's treasures **natural resources**. Earth's resources are things found in nature that can be used, or are needed.



3 Look at the images and think of the treasures you saw in the video. Write or draw **one** of the Earth's natural resources on a sticky note.


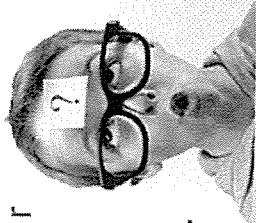


What natural resource can you think of?




4 We can sort the Earth's natural resources into groups.

Have a class chat, then add your sticky note to one of these groups.




Living things



Water



Air and wind



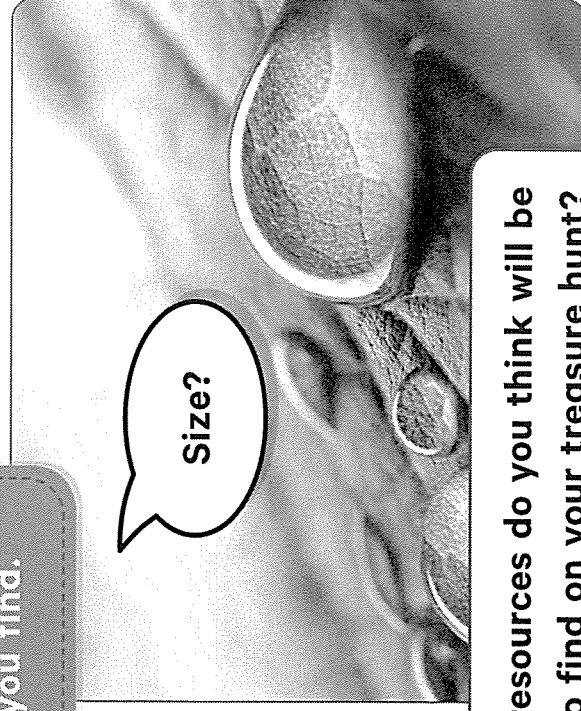
Rocks, soil and minerals

- 5 Go on a treasure hunt around your school to find and study some of the Earth's natural resources.

- 6 Record your hunt. Take photographs or draw what you found.



Ask questions about the resources you find.



What resources do you think will be hard to find on your treasure hunt?




9

The Sun is another natural resource.

Why do we need the Sun?

Write and draw your reasons below.



Wednesday 6th October



Spelling – Unit 28 'y'

Write your list of words on your spelling worksheet.

Handwriting – Complete letter sheets a and b

Reading – Read aloud a book of your choice to a family member
OR log into PM online / Wushka and complete a book

Writing – Write a holiday news report

Grammar - Complete the homophones worksheet.

A homophone is two or more words having the same pronunciation but have different meanings

Numeracy activities - Complete the maths mental activities

Geography - Complete the 'what should we know about the weather?' Write or draw everything you know about the weather. Then draw a picture about each weather word in the boxes.

yes

yet

you

your

you're

year

yard

yellow

yucky

yummy

few

knew

new

use

used


cube

tube

cute

you'll

you've



Notes to remember:

- My letters sit on the line.
- My lower case letters are the same height as each other.
- My upper case letters touch the top of the line.
- I start the letter at the right point.
- I use finger spaces between each new letter or new word.

Now, copy the letters and words into your handwriting book.

a a a

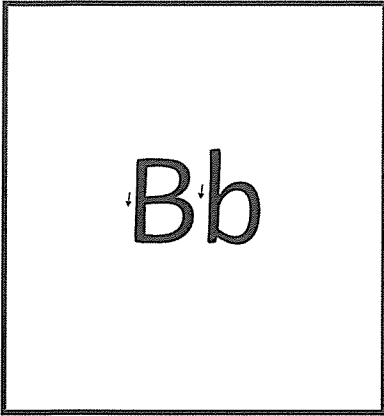
A A A

Aa Aa Aa

after

again

ask



Notes to remember:

- My letters sit on the line.
- My lower case letters are the same height as each other.
- My upper case letters touch the top of the line.
- I start the letter at the right point.
- I use finger spaces between each new letter or new word.

Now, copy the letters and words into your handwriting book.

b b b

B B B


Bb Bb Bb

bath

because


beautiful

My Holiday News



On the holidays _____


by _____




Name: _____

HOMOPHONES


Circle the correct spelling for each image



See Sea




Mail Male



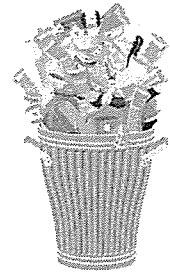
Hair Hare



Ate Eight




Son Sun



Waste Waist



Flu Flew



Red Read



One Won

Can you think of three more homophones?

Year 2 Spring 2 Maths Activity Mat 1

Section 1

Circle true or false

$34 + 25 = 59$ True / False

$33 - 17 = 16$ True / False


$7 \times 5 = 30$ True / False

Section 2

What shape has 4 sides?

Section 3

What fraction is shaded?




Section 4

There are 31 butterflies and caterpillars. 19 of the insects are caterpillars. How many are butterflies?






Section 5

What is the total of the coins?



Section 6

Which rope is the longest?



Section 7

Put these numbers in order, largest to smallest.

78, 123, 19, 56, 157

Section 8



$= 4$



$= 6$



$= 5$




\times



$=$

Why should we know about the weather?


- 1 Share with your class all the reasons why we should know about the weather.



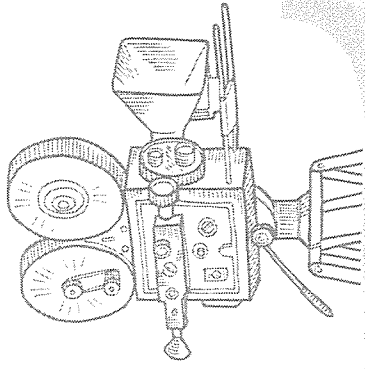
Learning about the weather can be fun. There are lots of songs and movies about the weather.

In the movie, *Cloudy with a Chance of Meatballs*, Flint Lockwood invents a machine that makes it rain food.



- 2 Look at the picture from the movie and share with your class the food you can see raining from the sky.



- 3  Watch the video clip from the movie.




- 4 With a partner, **think, pair and share** to answer the questions in the speech bubbles.



Some very strange things have actually fallen from the sky.

- 5 Look at the Ebook to see what unusual things have rained from the sky.

- 6 With a partner, **think, pair and share** to answer the questions in the speech bubbles.



What strange things have rained from the sky?



Would you eat any of them?

Rain is part of the weather. The weather is what happens outside every day. It can be sunny, windy, rainy, hot or cold. Knowing about the weather is important for the farmers who grow our food. It also helps people to plan what to wear and what to do every day.

7 **With your class,** answer the questions in the speech bubbles.






8

There are many words we can use to talk about the weather.


Write or draw everything you know about the weather inside the cloud.





If we record information about the weather, we can use it to predict (guess) what the weather might be like in the future. This is called a weather forecast. A weather forecast often uses pictures instead of words.

9 Draw a picture for each word about the weather.



sunny

cloudy

lightning

windy

snow

rainy

hail

Thursday 7th October



Spelling – Unit 28 'y'

Complete your first page of your spelling activity

Handwriting – complete letter sheets c and d

Reading – Read aloud a book of your choice to a family member
OR log into PM online / Wushka and complete a book

Writing – Story starter ideas. Please choose one and write a story.
Remember your finger spaces, capital letters and fullstops.

Grammar - Complete the compound words worksheet.

Compound words are made by joining two or more words; the combination creates a new word.


Numeracy activities - Complete the maths mentals activities

Creative Arts - Complete the drama lesson on 'mime'. Once you have completed the activity please load onto class Dojo for your teacher.



y u(yoo)

yoyo computer





List Words

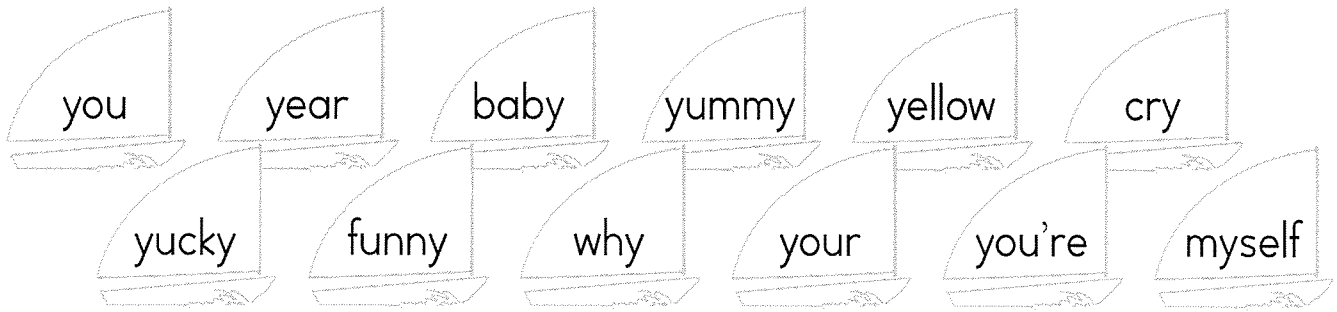
| | | | |
|--------|--------|------|--------|
| yes | year | few | cube |
| yet | yard | knew | tube |
| you | yellow | new | cute |
| your | yucky | use | you'll |
| you're | yummy | used | you've |

Letters

Words


| | |
|--|--|
| | |
| | |
| | |
| | |


- 1 **Underline** the letter or letters for  in each List Word. If any of these are not in the sound box, write them with a word example in the box above.
- 2 **Colour** the yacht **yellow** if you hear  in the word.



- 3 **Write** these words in the boxes. **Write** the letter or letters for each sound in one box.

| | | | |
|------|--|--|--|
| yes | | | |
| yet | | | |
| yard | | | |
| your | | | |

- 4 **Colour** the words if you hear  in them.


★ We sometimes write **u_e** and **ew** for the blend of two sounds , as in **cube** /c/y/oo/b/.

| | | |
|------|------|------|
| cub | few | cut |
| cube | new | cute |
| tub | grew | hug |
| tube | use | huge |

- 5 **Write** these words in correct alphabetical order in each row.

knew use cute year few new

yellow you yam yippee yummy



Notes to remember:

- My letters sit on the line.
- My lower case letters are the same height as each other.
- My upper case letters touch the top of the line.
- I start the letter at the right point.
- I use finger spaces between each new letter or new word.

Now, copy the letters and words into your handwriting book.

c c c

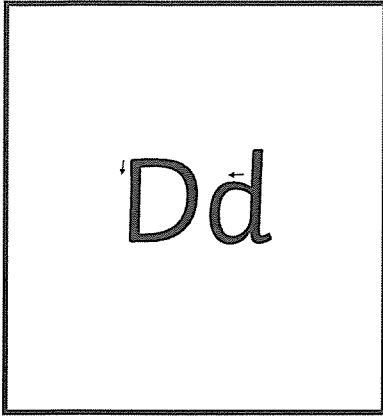
C C C

Cc Cc Cc

children

climb

could



Notes to remember:

- My letters sit on the line.
- My lower case letters are the same height as each other.
- My upper case letters touch the top of the line.
- I start the letter at the right point.
- I use finger spaces between each new letter or new word.

Now, copy the letters and words into your handwriting book.

d d d

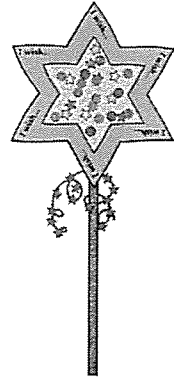
D D D

Dd Dd Dd

do


door

I made a wish
and...




twinkl.com

It was a stormy
day...



twinkl.com

I was so lucky...



twinkl.com

I was so scared...



twinkl.com

Name: _____

Date: _____

Compound Words

Draw a line between the two words that make up the compound word. Write each word on either side of the plus (+) sign and a short definition of the word after the equals (=) sign. An example has been done for you.

Example: Birth/day birth + day = *the day someone was born.*

1. airplane _____ + _____ = _____
2. blueberry _____ + _____ = _____
3. cupcake _____ + _____ = _____
4. daydream _____ + _____ = _____
5. bullfrog _____ + _____ = _____

Match a word from *Box A* with a word from *Box B* to create a compound word. You may only use each word once and you must make real words.

| Box A | | | | Box B | | | |
|-------|-------|------|------|-------|------|-------|------|
| chalk | day | rain | blue | mate | bird | ball | time |
| eye | class | sail | snow | boat | man | board | bow |

6. _____
7. _____
8. _____
9. _____
10. _____
11. _____
12. _____
13. _____

Name: _____

Date: _____

Take each compound word you made and use it in a sentence.

14. _____

15. _____

16. _____

17. _____

18. _____

19. _____

20. _____

21. _____

Bonus:

On another piece of paper, use each letter of the alphabet to generate a compound word. Can you think of one for all 26 letters?

How many words were you able to generate? What is your most unique one?

Answers

1. Airplane **air + plane = way for people to fly**
2. Blueberry **blue + berry = a fruit that's blue to eat**
3. Cupcake **cup+ cake = a small cake**
4. Daydream **day + dream = when you are awake but your mind is elsewhere**
5. Bullfrog **bull + frog = a large frog native to North America**

Match a word from *Box A* with a word from *Box B* to create a compound word. You may only use each word once, and they must make real words.

Answers may vary but could include:

- | | |
|-------------|----------------|
| 6. rainbow | 10. daytime |
| 7. bluebird | 11. classmate |
| 8. eyeball | 12. snowman |
| 9. sailboat | 13. chalkboard |

Take each compound word you made above and use it in a sentence.

Answers will vary.

Year 2 Spring 2 Maths Activity Mat 1

Section 1
Circle true or false

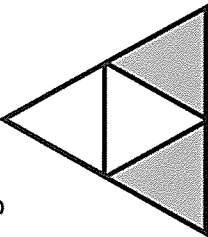
$48 + 43 = 92$ True / False

$45 \div 5 = 9$ True / False


$11 \times 10 = 110$ True / False

Section 2
What shape has 4 equal sides?


Section 3
What fraction is shaded?
Can you write your answer in two different ways?






Section 4
There are 67 spiders and worms. 39 of the bugs are worms. How many are spiders?



Section 5
What is the total of the coins?






Section 6
Which rope is the longest?
Which rope is in between?
Which rope is the shortest?




A  B  C 


Section 7
Put these numbers in order, largest to smallest.

98, 101, 87, 229, 173

Section 8

 = 5  = 9  = 8

 x  = 




Stage 1 - Lesson One

MIME

In this lesson, students are to act out each scenario below in mime. Think about the way they might move, their body language, their facial expression and what they might be doing.



an angry bus driver



someone winning a race




someone who has hurt their knee

a child opening up a really exciting present



Record one of the drama scenes and upload it onto dojo.

Friday 8th October



Spelling – Unit 28 'y'

Complete your second page of your spelling activity.

Handwriting – complete letter sheets e and f

Reading – Read aloud a book of your choice to a family member OR log into PM online / Wushka and complete a book

Writing – Free writing. Write about something that makes you happy.


Grammar - Complete the cut and paste worksheet on Statements, Questions, Command and Exclamation.

Numeracy activities - Complete the maths mental activities

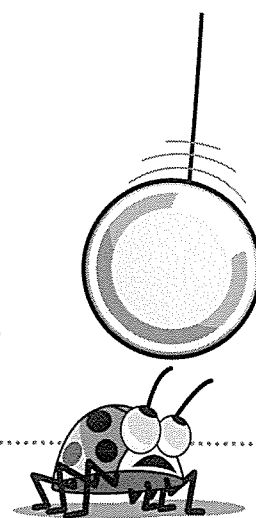
PDHPE - Complete the worksheet based on feelings. Sort the words and write them into the jars.

- 6 Circle a 3 letter word inside each word.
Write it on the line. The first one is done for you.

your _____ you _____ cube _____ yummy _____
 year _____ knew _____ you're _____
 cute _____ used _____ you'll _____
 tube _____ yellow _____ you've _____


- 7 Write the contractions for the following words.
Finish the sentences with these contractions.
 Go to Helpful Hint **13**.

you are _____ you have _____ you will _____
 _____ going to be late for the party.
 _____ miss the party food.
 _____ forgotten the present.
 Do you know where _____ got to go?



- 8 Unjumble these words. Join the dots in the order of these words.

| | | | |
|-----------------|------------------|-----|--------|
| 1. sye _____ | 7. dyra _____ | | yellow |
| 2. uyo _____ | 8. wyleol _____ | | • |
| 3. beut _____ | 9. wen _____ | | |
| 4. uyo're _____ | 10. aydr _____ | new | yard |
| | | • | • |
| | | • | • |
| 5. esu _____ | 11. wekn _____ | yes | used |
| | | • | • |
| | | • | • |
| 6. esud _____ | 12. eolywl _____ | you | tube |
| | | • | • |
| | | • | • |
| | | | you're |
| | | | • |



Notes to remember:

- My letters sit on the line.
- My lower case letters are the same height as each other.
- My upper case letters touch the top of the line.
- I start the letter at the right point.
- I use finger spaces between each new letter or new word.

Now, copy the letters and words into your handwriting book.

e e e


E E E

Ee Ee Ee

even

everybody

eye



Notes to remember:

- My letters sit on the line.
- My lower case letters are the same height as each other.
- My upper case letters touch the top of the line.
- I start the letter at the right point.
- I use finger spaces between each new letter or new word.

Now, copy the letters and words into your handwriting book.

f f f

F F F

Ff Ff Ff

fast

father

friend



visit [twinkl.com](https://www.twinkl.com)



Name: _____ Date: _____

Statement, Question, Command, Exclamation

Cut out the sentences on the next page. Paste them under the correct headings of the table below.

| | |
|------------------|--------------------|
| Statement | Question |
| Command | Exclamation |

Name: _____ Date: _____

Statement, Question, Command, Exclamation

Does that ball belong to you?

Do not touch the wet paint.

I cannot believe it is snowing!

Is it almost time for lunch?

My brother is very good at reading.

Look at that big dog over there!

I like to swim in the ocean.

Can we go to the park tomorrow?

Go to your room.

Get into the car, please.

The sky is clear and blue.

What a great day it has been!

May I please leave the table?

Eat your vegetables.

What a wonderful drawing!

My gran makes tasty chocolate cookies.

Answers

| Statement | Question |
|--|---|
| <p>My brother is very good at reading.</p> <p>I like to swim in the ocean.</p> <p>My gran makes tasty chocolate cookies.</p> <p>The sky is clear and blue.</p> <p>Command</p> <p>Go to your room.</p> <p>Do not touch the wet paint.</p> <p>Get into the car, please.</p> <p>Eat your vegetables.</p> | <p>Does that ball belong to you?</p> <p>May I please leave the table?</p> <p>Is it almost time for lunch?</p> <p>Can we go to the park tomorrow?</p> <p>Exclamation</p> <p>I cannot believe it is snowing!</p> <p>What a wonderful drawing!</p> <p>Look at that big dog over there!</p> <p>What a great day it has been!</p> |

Year 2 Spring 2 Maths Activity Mat 2

Section 1

| | Tens | Ones |
|------|------|------|
| 26 = | | |
| 59 = | | |
| 43 = | | |

Section 2

What unit of measurement would you use to measure how long a birthday party lasts?

seconds m hours
years km

Section 3

What is $\frac{1}{2}$ of 8?

Section 4


Fill in the next three numbers.

23, 22, 21, 20,

, ,

Section 5

Draw one line of symmetry.



Section 6


Continue the pattern.

A, B, C, A, B, C, A,

,

Section 7

What time is shown?



Section 8

Use < or > to make the calculations correct.

$25 \quad \square \quad 36$

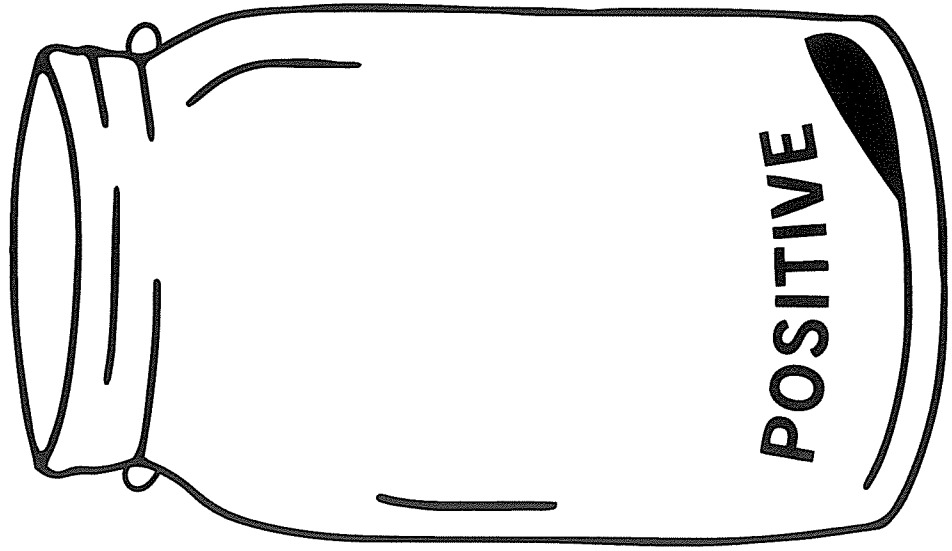
$39 \quad \square \quad 35$

$7 + 7 \quad \square \quad 18 - 5$

FEELINGS

Sort

Instructions: Place the words into either the positive or negative feeling jars. Use a dictionary to look up any unfamiliar words.



CONTENT

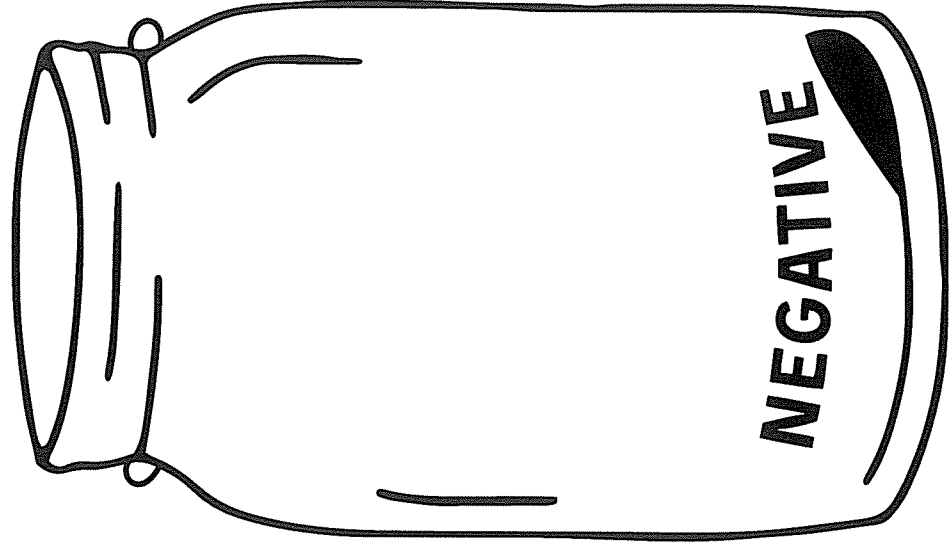
ANGRY

THANKFUL

HURT

CONFUSED

EXCITED



LOVED

SCARED

JEALOUS

APPRECIATED

WORRIED

RELEASED

JOY

SAD

HAPPY

PROUD

LONELY

EMBARRASSED

EXTRA activities section

To be completed at your choice

STEM - I wish I had Pirate Suit

Sight word search

Boggle word puzzle

Fractions Eights activity

Extra writing sheet


NAPLAN style questions

I wish I had a Pirate Suit

By Pamela Allen


What could you
design and build?

Could you design and
make his very own
pirate hat?



Picture Book STEM

High Frequency Words Wordsearch



she
is
are
for
his
at

but
that
we
can
with
all

Place Value Challenge

Arrange the given digits to make a number that meets the given criteria.

1. Between 161 and 169:
6, 1, 7

| | | |
|--|--|--|
| | | |
|--|--|--|

H T O

2. Between 295 and 311:
9, 2, 9

| | | |
|--|--|--|
| | | |
|--|--|--|

H T O

3. Between 392 and 397:
5, 3, 9

| | | |
|--|--|--|
| | | |
|--|--|--|

H T O

4. Between 134 and 189:
5, 4, 1

| | | |
|--|--|--|
| | | |
|--|--|--|

H T O

5. Between 576 and 601:
9, 5, 7

| | | |
|--|--|--|
| | | |
|--|--|--|

H T O

6. Between 784 and 812:
8, 5, 7

| | | |
|--|--|--|
| | | |
|--|--|--|

H T O

7. Between 986 and 1000:
8, 8, 9

| | | |
|--|--|--|
| | | |
|--|--|--|

H T O

8. Between 784 and 876:
8, 4, 7

| | | |
|--|--|--|
| | | |
|--|--|--|

H T O

9. Between 578 and 811:
8, 6, 7

| | | |
|--|--|--|
| | | |
|--|--|--|

H T O

Place Value Challenge

Arrange the given digits to make a number that meets the given criteria.

1. Between 161 and 182:
6, 1, 7

| | | |
|--|--|--|
| | | |
|--|--|--|

H T O

2. Between 295 and 311:
9, 2, 8

| | | |
|--|--|--|
| | | |
|--|--|--|

H T O

3. Between 373 and 397:
8, 3, 9

| | | |
|--|--|--|
| | | |
|--|--|--|

H T O

4. Between 352 and 401:
2, 6, 3

| | | |
|--|--|--|
| | | |
|--|--|--|

H T O

5. Between 573 and 601:
6, 5, 7

| | | |
|--|--|--|
| | | |
|--|--|--|

H T O

6. Between 784 and 811:
8, 9, 7

| | | |
|--|--|--|
| | | |
|--|--|--|

H T O

7. Between 2850 and 2870:
9, 5, 2, 8

| | | | |
|--|--|--|--|
| | | | |
|--|--|--|--|

TH H T O

8. Between 1900 and 1930:
2, 1, 8, 9

| | | |
|--|--|--|
| | | |
|--|--|--|

TH H T O

9. Between 1000 and 1050:
0, 1, 2, 4

| | | |
|--|--|--|
| | | |
|--|--|--|

TH H T O

Place Value Challenge

Arrange the given digits to make a number that meets the given criteria.

1. Between 1234 and 2000:

2, 1, 8, 9

| | | | |
|--|--|--|--|
| | | | |
|--|--|--|--|

TH H T O

2. Between 1306 and 1345:

0, 1, 4, 3

| | | | |
|--|--|--|--|
| | | | |
|--|--|--|--|

TH H T O

3. Between 1278 and 1299:

2, 1, 8, 6

| | | | |
|--|--|--|--|
| | | | |
|--|--|--|--|

TH H T O

4. Between 2300 and 2456:

3, 1, 8, 2

| | | | |
|--|--|--|--|
| | | | |
|--|--|--|--|

TH H T O

5. Between 3000 and 3500:

2, 9, 3, 4

| | | | |
|--|--|--|--|
| | | | |
|--|--|--|--|

TH H T O

6. Between 8764 and 9000:

2, 1, 8, 8

| | | | |
|--|--|--|--|
| | | | |
|--|--|--|--|

TH H T O

7. Between 5600 and 5700:

6, 4, 5, 9

| | | | |
|--|--|--|--|
| | | | |
|--|--|--|--|

TH H T O

8. Between 5426 and 9843:

2, 6, 8, 9

| | | | |
|--|--|--|--|
| | | | |
|--|--|--|--|

TH H T O

9. Between 1234 and 1239:

2, 1, 3, 8

| | | | |
|--|--|--|--|
| | | | |
|--|--|--|--|

TH H T O

Place Value Challenge Answers

★

1. 167

2. 299

3. 395

4. 145 / 154

5. 579 / 597

6. 785

7. 988

8. 847 / 874

9. 678 / 687 / 768 / 786

★★

1. 167 / 176

2. 298

3. 389

4. 362

5. 576

6. 789 / 798

7. 2859

8. 1928

9. 1024 / 1042

★★★

1. 1289 / 1298 / 1829 / 1892 / 1928 / 1982

2. 1304 / 1340

3. 1286

4. 2318 / 2381

5. 3249 / 3294 / 3429 / 3492

6. 8812 / 8821

7. 5649 / 5694

8. 6289 / 6298 / 6829 / 6892 / 6928 /
6982 / 8269 / 8296 / 8629 / 8692 /
8926 / 8962 / 9268 / 9286 / 9628 /
9682 / 9826

9. 1238

Name:

Date:



Language Conventions: Year 3 Set 1.

The spelling mistakes in these sentences have been underlined. Write the correct spelling for each underlined word in the box.

1. The krab crawled along the sand.

2. Bares love to catch and eat fish.

3. It is supposed to reign tomorrow.

4. Did you sea the size of that rollercoaster?

5. She went surfing on the weekend.

Each sentence has one word that is spelt incorrectly. Write the correct spelling of the word in the box.


6. The flour had red and yellow petals.

7. Matthew was proud of his science results.

8. Dogs will growl when they are scared.

9. There were ten thousand people at the concert.

10. I ate sweet and sower chicken for dinner.



Read the text about penguins. Each line has one word that is incorrect. Write the correct spelling of the word in the box.

11. Penguins are birds with blak and white feathers.
12. When they are in the water, they dive and flap they're wings.
13. Penguins are able to hold their breathe for a long time.
14. Penguins have a layar of fat under their skin called 'blubber'.
15. Their mane diet is fish but they also eat squid.

Grammar and Punctuation

Circle the missing word.

16. Tina _____ an apple.
eat eaten ate
17. January is the _____ month in Australia.
hot warm coldest hottest
18. My sister _____ to school in the morning.
skipping skips skip

Which sentence has the correct punctuation? **Tick one.**

19. a) What do you think Dad will cook tonight!

b) What do you think Dad will cook tonight?

c) What do you think Dad will cook tonight.

d) What do you think Dad will cook tonight,

20. a) She's wearing a beautiful dress?

b) she's wearing a beautiful dress?

c) She's wearing a beautiful dress.

d) Shes wearing a beautiful dress.

Complete each sentence with the correct punctuation.

You will need to choose one from:

- an exclamation mark **!**
- a full stop **.**
- a question mark **?**

21. May I have a drink of milk ___

22. I love cake ___

23. My favourite subject at school is art ___

24. Brrrr ___ The snow is freezing ___

25. Can I borrow your bike ___

END OF TEST

total for
this page

- 1 crab
- 2 Bears
- 3 rain
- 4 see
- 5 weekend
- 6 flower
- 7 proud
- 8 growl
- 9 thousand
- 10 sour
- 11 black
- 12 their
- 13 breath
- 14 layer
- 15 main
- 16 ate
- 17 hottest
- 18 skips
- 19 b) What do you think Dad will cook tonight?
- 20 c) She's wearing a beautiful dress.
- 21 question mark
- 22 exclamation mark
- 23 full stop
- 24 exclamation mark (twice)
- 25 question mark

Name:

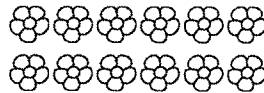
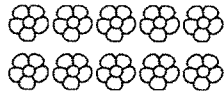
Date:

NAPLAN-Style Numeracy

Here are some sample Numeracy questions. Make sure that you read each question carefully so that you understand what to do.

To answer the questions, colour in the circle with the correct answer or write the answer in the box. There is only one correct answer for each question.

1. Which of these columns shows the number 12?



2. Which number is 20 more than 370?

430



350



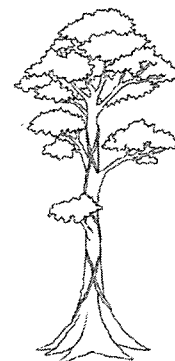
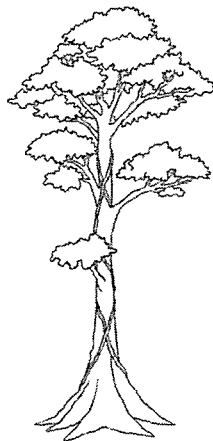
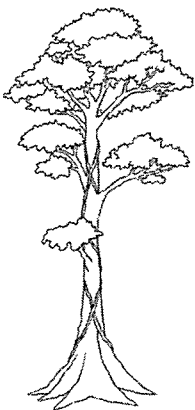
410



390

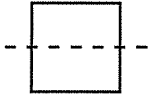


3. Which is the tallest tree?

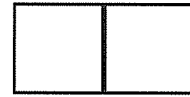


total for
this page

4. I fold this shape in half.



What will I see?



5. I have 5 pizzas to share equally between the 15 people at the party.



How many slices should each pizza be cut into for everyone to receive the same amount of slices?

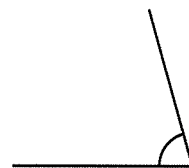
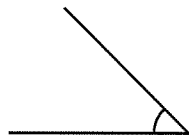
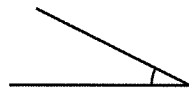
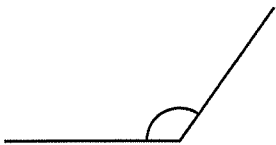
2

3

4

5


6. Which is the smallest angle?



7. A packet of lollies costs \$3. If I buy 3 packets, complete the number sentence below to show how much I spent.

\$ _____ × 3 = \$ _____

8. What time does this clock show?



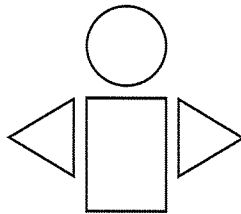
4:30

5:30

6:30

7:30

9. Name the shapes that make up this picture.



circle, rectangle,
triangle

circle, square,
triangle

triangle, rectangle,
oval

oval, square,
rectangle

10. Which of these numbers will look the same when it is flipped over horizontally?

3

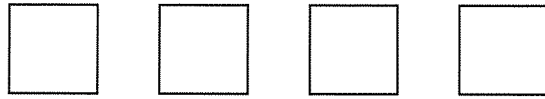
7

8

9

total for
this page

11. Break each shape in half. How many halves would you have in total?



5



6



7



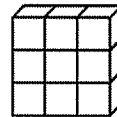
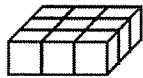
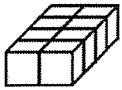
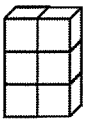
8




12. Which shape would come next in this pattern?



13. Which of these shapes is the same as ...



14. This toy train costs \$3.50. How much will 2 trains cost?



\$6.00



\$6.50



\$7.00

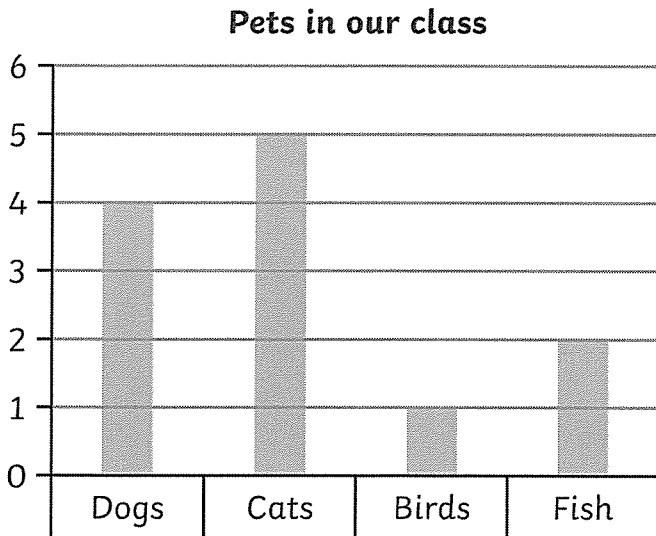


\$7.50



total for
this page

15. This chart shows the different types of pets in our class.



- There are more cats than dogs.
- There are more birds than fish.
- There are fewer dogs than birds.
- There are the same number of fish and cats.

Which answer is correct?


16. Here is a chart of different colours of car in the car park. Each ✓ represents 10 cars.

| | |
|-------|-------------------|
| red | ✓ ✓ ✓ ✓ ✓ ✓ ✓ |
| white | ✓ ✓ ✓ ✓ ✓ ✓ ✓ ✓ ✓ |
| black | ✓ ✓ ✓ |
| blue | ✓ ✓ ✓ ✓ |

How many white cars are there?

- 8
 - 18
 - 80
 - 88
- -
 -
 -

17. There are 22 dollars to be divided between Jack and Jill. Jill is to receive 2 dollars more than Jack.




How much will each person get?

Jack: _____

Jill: _____

total for
this page

- 1 Column 3
- 2 390
- 3 2nd tree
- 4 1st shape
- 5 3 slices
- 6 2nd angle
- 7 $\$3 \times 3 = \9
- 8 5:30
- 9 Circle, rectangle, triangle
- 10 8
- 11 8
- 12 
- 13 The 3rd shape
- 14 \$7.00
- 15 More cats than dogs
- 16 80
- 17 Jack: \$10
Jill: \$12

