

Year 2

Term 4 – Week 2

Class _____

ABC

Name: _____

Monday 11th October



Spelling – Unit 29 'oo' 'ew' 'ue' 'u_e' 'u'

Write as many words as you can in the picture of the boot.

Handwriting – complete letter sheets g and h

Reading – Read aloud a book of your choice to a family member OR log into PM online / Wushka and complete a book


Writing – Recount. Write about something you did on the weekend.

Grammar - Complete 'What is a sentence?' worksheet

Numeracy activities - Complete the number of the day activity. The number is 56

PDHPE - Complete the questions about the Australian Healthy Eating Guide.





Notes to remember:

- My letters sit on the line.
- My lower case letters are the same height as each other.
- My upper case letters touch the top of the line.
- I start the letter at the right point.
- I use finger spaces between each new letter or new word.

Now, copy the letters and words into your handwriting book.

g g g


G G G

Gg Gg Gg

gold

grass

great



Notes to remember:

- My letters sit on the line.
- My lower case letters are the same height as each other.
- My upper case letters touch the top of the line.
- I start the letter at the right point.
- I use finger spaces between each new letter or new word.

Now, copy the letters and words into your handwriting book.

h h h

H H H

Hh Hh Hh


half

house

hour

Name: _____

Weekend Recount



On the weekend _____

Name _____

Date _____

What is a Sentence?

Use colours to match a sentence beginning (the first column of boxes) with a sentence ending (the second column of boxes). Make a meaningful sentence.

The rabbit that is hopping
around the yard

around the racetrack.

The bunch of red roses

in their beehives.

The lion is roaring

is in a purple vase.

Bees make honey

is brown and white.

The little white kitten was
waiting patiently

in the cage.

The horse galloped

by its food bowl.

Write your own sentence. Make sure your sentence has a subject and a verb.



What is a Sentence? - Answers

Use colours to match a sentence beginning (the first column of boxes) with a sentence ending (the second column of boxes). Make a meaningful sentence.

The rabbit that is hopping
around the yard

around the horsetrack.

The bunch of red roses

in their beehives.

The lion is roaring

is in a purple vase.

Bees make honey

is brown and white.

The little white kitten was
waiting patiently

in the cage.


The horse galloped

by its food bowl.

Write your own sentence. Make sure your sentence has a subject and a verb.

Number of the Day

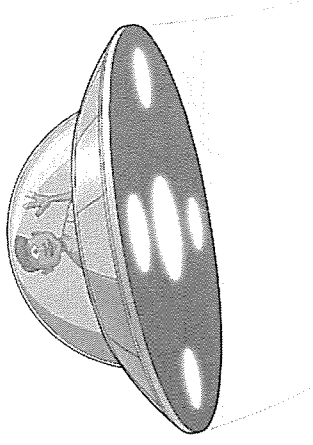
Today's number is:



Circle if it is:

Odd

Even



Rounding:

10 more is _____

10 more is _____

100 less is _____

100 more is _____

Rounding:

To the nearest 10 _____

To the nearest 100 _____

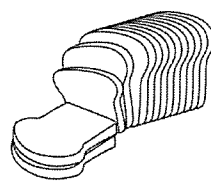

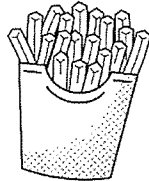

hundreds

tens

ones

Write the number word:

PDHPE – Healthy Eating – Week 2.



Have a look at the Australian Guide to Healthy Eating and fill in the table below. You can use words and/or pictures to show your answers.

<https://www.eatforhealth.gov.au/guidelines/australian-guide-healthy-eating>

What are the everyday foods?	What are the sometimes foods? Why are these sometimes foods?
What types of foods do our bodies need <u>most</u> ?	What types of foods do our bodies need <u>least</u> ?
Why do you think our bodies need a balance of different foods?	What do you think would happen if we didn't eat these foods and only ate the sometimes foods?
What is your favourite everyday food?	What is your favourite sometimes food?

Tuesday 12th October



Spelling – Unit 29 'oo' 'ew' 'ue' 'u_e' 'u'
Write your list of words on your spelling worksheet.

Reading – Read the sentence and colour the picture

Writing – If I was an Astronaut. Write about what you would do if you were an Astronaut and went to Space.

Grammar - Complete 'Simple sentences' worksheet


Numeracy activities - Complete the fraction worksheet. We are working on one-half of the objects.

Science - How do we use Earth's natural resources? After reading the information and viewing the online resources.
Complete worksheet 7 - Fill the shopping basket.
Complete worksheet 8 - Complete the flow charts.
(optional) Complete worksheet 10 - How are people a natural resource?


Reading Comprehension

Four Key Words

Read the sentence and colour the picture.



1. The first child has a green and blue jumper.
2. The third child has red and yellow shoes.
3. The fourth child has a pink and purple skirt.
4. The second child has a blue and pink dress.
5. The third child has a blue and red jumper.
6. The fourth child has blue and pink socks.



If I was an astronaut...

Name _____

Date _____

Simple Sentences

Underline the subject and the verb/s in these simple sentences.

- The hamster ran around the hamster wheel.
- Scientists have discovered a new planet.
- The boy ate a hamburger.
- We have singing rehearsals before school.
- Birds wash themselves in our birdbath.
- Tom can read chapter books.
- I went to the beach.

Use the correct word from the word bank to complete the sentences.

bananas

football

plane

pool

bike

trains

apples

dog

I like to eat _____.

My brother likes to play with his toy _____.

Evie went swimming in the school _____.

The jet _____ has two wings.

My _____ team won the final match on the weekend.

There were ten red _____ ready to be picked.

I went for a long ride on my _____.

I hope to get a _____ one day.

Simple Sentences – Answers

Underline the subject and the verb/s in these simple sentences.

- The hamster ran around the hamster wheel.
- Scientists have discovered a new planet.
- The boy ate a hamburger.
- We have singing rehearsals before school.
- Birds wash themselves in our birdbath.
- Tom can read chapter books.
- I went to the beach.

Use the correct word from the word bank to complete the sentences.

bananas

football

plane

pool

bike

trains

apples

dog

I like to eat **bananas**.

My brother Tom likes to play with his toy **trains**.

Evie went swimming in the school **pool**.

The jet **plane** has two wings.

My **soccer** team won the grand final on the weekend.

There were ten red **apples** ready to be picked.

I went for a long ride on my **bike**.

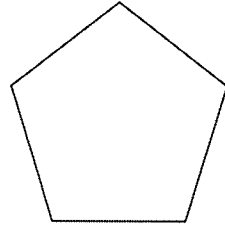

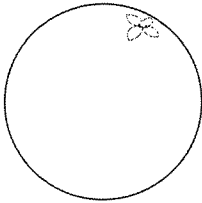


I hope to get a **dog** one day.

Name _____

Date _____

One-Half (A)

① Colour in one-half of each object.



② Solve these word problems.

half of 2 =

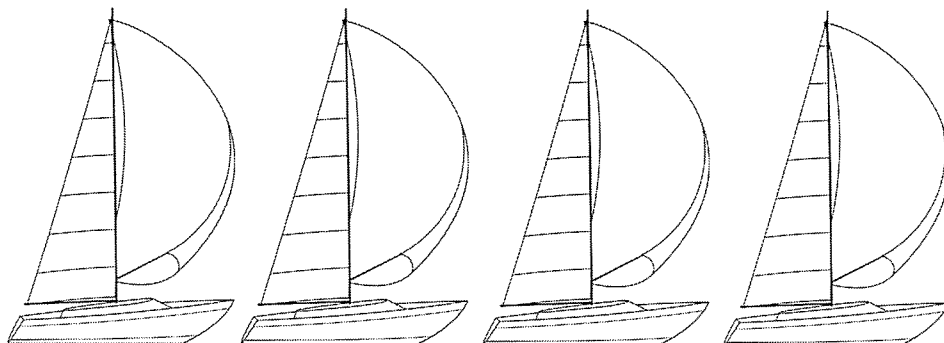


half of 4 =

half of 6 =

half of 8 =

half of 10 =

③ Colour in half of the number of objects in each group.

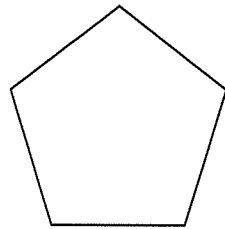

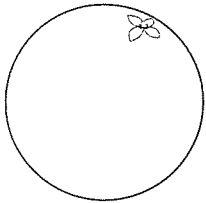




Name _____

Date _____

One-Half (B)

① Colour in one-half of each object.



② Solve these word problems.

half of 10 =

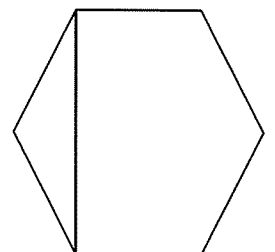
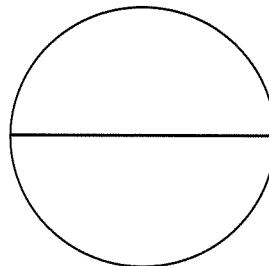
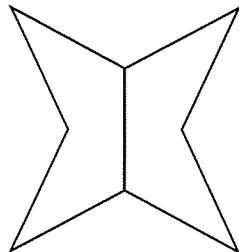
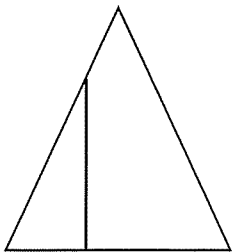

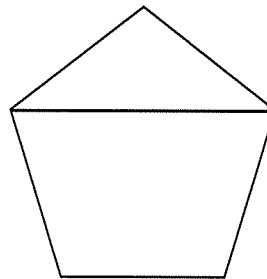
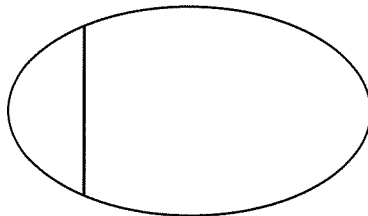

half of 20 =

half of 30 =

half of 40 =

half of 100 =

③ Circle the shapes that have been divided into two equal parts.



How do we use Earth's natural resources?



Vocabulary


use resources natural made flow chart everything something sand
glass plastic paper trees investigation ingredient


Materials needed

INVESTIGATION PAGE 3

How to make ice cream in a bag

- 1 Medium zip lock bag
- 300ml of cream
- 2 tablespoons of caster sugar
- 1 tablespoon of cocoa or 1 teaspoon of vanilla essence
- 1 Large zip lock bag
- 2 trays of ice cubes
- 6 tablespoons of rock salt
- Tea towel or oven mitts



 Investigation organiser


We may buy things from the shops, but everything we get comes from Planet Earth. The food we eat, the clothes we wear and the houses we live in, all come from natural resources.

- 1 Read the boy's words. Is he right? Where does ice cream come from? Have a class chat.



My favourite food to eat is ice cream.

I think it comes from the supermarket freezer.




- 2 Watch the video *How to make ice cream in a bag*.

Make your own ice cream in a bag.

- 3 Record your investigation using the organiser.

- 3 As a class, talk about the ingredients you used to make ice cream. Identify which natural resources you think they came from.

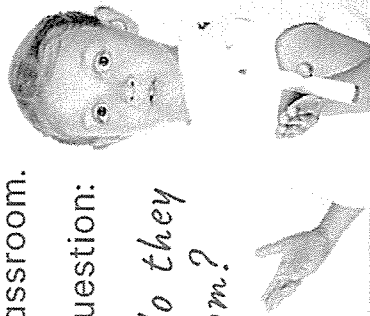


- 4 Read the eBook *Everything Comes from Something*.

- 5 Look around at things you use in your classroom.

Ask the question:

Where do they come from?

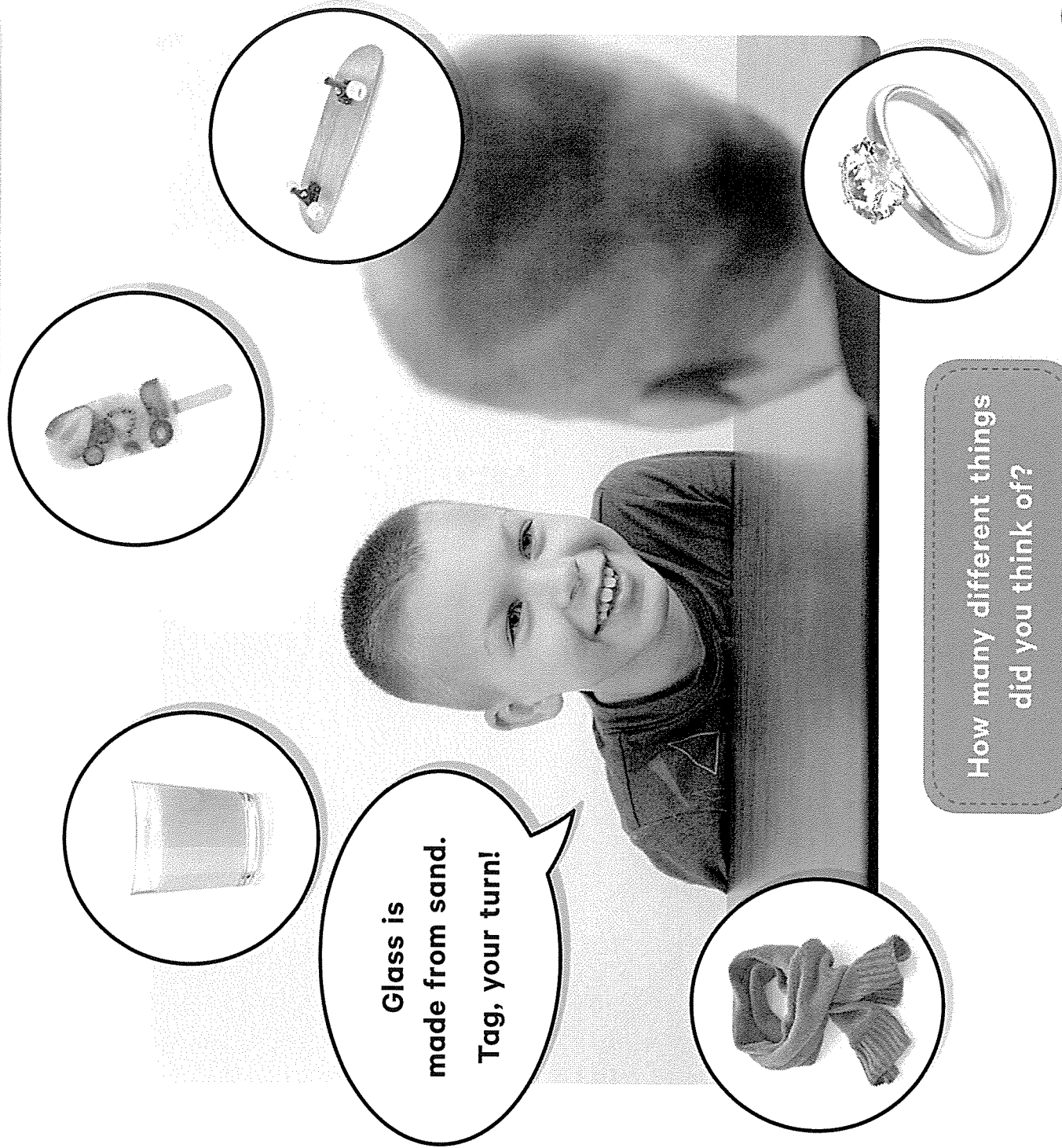


inquisitive

6 Buddy up to play **word tag**. Take turns to list things we use and where you think they come from.

The word bank and pictures will help you.

Word bank	
Soil	Sand
Plants	Animals
Rocks	Minerals
Water	Air




Glass is made from sand. Tag, your turn!

How many different things did you think of?

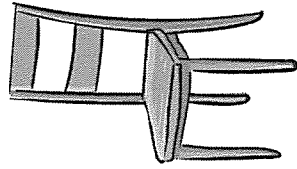


7

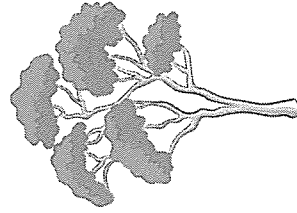
Fill the shopping basket. Draw and label something you play with, you eat and you wear. Think of the natural resources used to make your objects.



Use



Wooden chair



Tree

Play

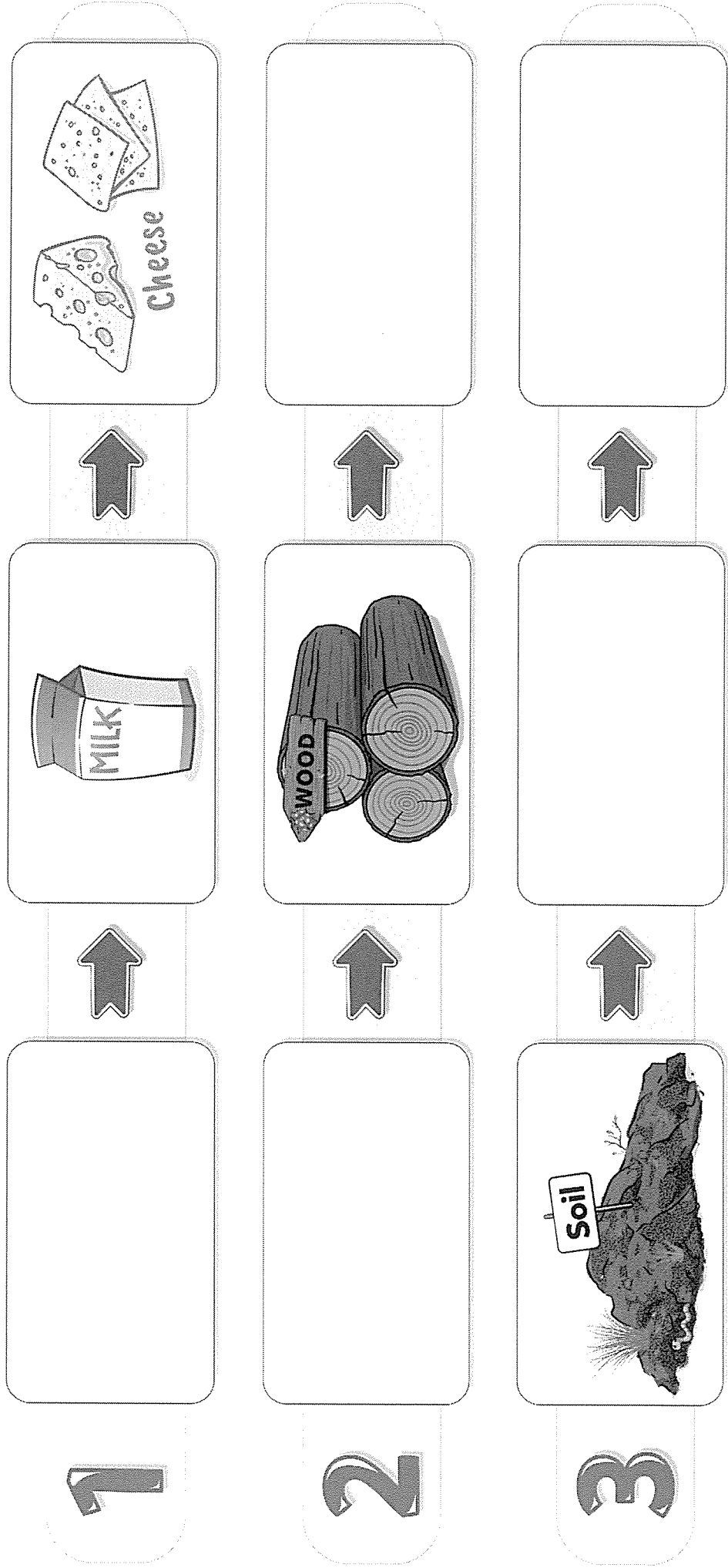
Eat

Wear



8 Complete the flowcharts showing how we use Earth's resources.
Draw and label the missing steps.

A **flowchart** shows how things are connected.







10

How are people a natural resource?

Draw and describe your thoughts below.



Wednesday 13th October



Spelling – Unit 29 'oo' 'ew' 'ue' 'u_e' 'u'
Complete your first page of your spelling activity

Handwriting – complete letter sheets i and j

Reading – Read the sentence and colour the picture

Writing – Pirate Ship. Write about what you would do if you were a pirate and had your very own pirate ship.

Grammar - Complete 'Compound Sentences' worksheet

Numeracy activities - Complete the fraction worksheet. We are working on quarters of the shapes.

Geography - Complete the 'Do all places have the same weather?' Choose a place to visit and draw the things you would take with you in the suitcase. Make sure you have suitable clothes for the expected weather.




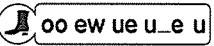
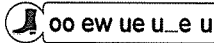
oo ew ue u_e u


boot screw
glue flute ruler

List Words

too	soon	few	blue
two	food	new	true
you	moon	knew	tube
who	room	flew	June
doing	school	use	cube



Letters Words

- Underline the letter or letters for  in each List Word. If any of these are not in the sound box, write them with a word example in the box above.
- Find June's new blue boots. Colour parts with  words blue. Colour parts with other words yellow.
- Write oo in the spaces. Join each word to its clue. ★ We sometimes write oo for , as in boot.




- | | | | |
|-----------|---|---|-------------------|
| b _ _ t | • | • | white and round |
| s _ _ n | • | • | a type of shoe |
| m _ _ n | • | • | in a little while |
| f _ _ d | • | • | midday |
| n _ _ n | • | • | lots of children |
| r _ _ m | • | • | you eat it |
| sch _ _ l | • | • | part of a house |

- Write u_e in the spaces. Join each word to its clue.

★ We sometimes write u_e for  as in flute /f/l/oo/t/, or for  as in cube /c/y/oo/b/.

- | | | | |
|-------------|---|---|------------------|
| r _ _ d _ _ | • | • | a month |
| J _ _ n _ _ | • | • | bad manners |
| c _ _ b _ _ | • | • | a solid shape |
| t _ _ b _ _ | • | • | musical notes |
| t _ _ n _ _ | • | • | very big |
| h _ _ g _ _ | • | • | holds toothpaste |



Notes to remember:

- My letters sit on the line.
- My lower case letters are the same height as each other.
- My upper case letters touch the top of the line.
- I start the letter at the right point.
- I use finger spaces between each new letter or new word.


Now, copy the letters and words into your handwriting book.

i i i

I I I

improve

is



Notes to remember:

- My letters sit on the line.
- My lower case letters are the same height as each other.
- My upper case letters touch the top of the line.
- I start the letter at the right point.
- I use finger spaces between each new letter or new word.

Now, copy the letters and words into your handwriting book.

j j j

J J J

Jj Jj Jj


jelly

joke

Reading Comprehension

Four Key Words

Read the sentence and colour the picture.




1. My body has green and blue stripes.
2. My left leg is blue and black.
3. My feet are green with red spots.
4. My right leg is blue and black.
5. My arms have green and white stripes.
6. My hands are green with white spots.

Name: _____

Date: _____

Shiver Me Timbers!



Name _____

Date _____

Compound Sentences

Choose which coordinating conjunction works best to join the simple sentences together to make a compound sentence.

so	and
but	yet

I would like to go to the football game, _____ I don't have a ticket.

The children went for a walk, _____ they saw many different types of birds.

I like orange juice, _____ Susie likes apple juice.

It was late at night, _____ the weather was hot.

Jack doesn't like to eat vegetables, _____ he likes to eat meat.

Rewrite the sentences below to create a compound sentence.

Robin painted with blue paint. Barry painted with yellow paint.

Zack ran fast. Tom ran faster.

Compound Sentences – Answers

Choose which coordinating conjunction works best to join the simple sentences together to make a compound sentence.

so

and

but

yet

I would like to go to the football game, **but** I don't have a ticket.

The children went for a walk, **and** they saw many different types of birds.

I like orange juice, **but** Susie likes apple juice.

It was late at night, **yet** the weather was hot.

Jack doesn't like to eat vegetables, **but** he likes to eat meat.

Rewrite the sentences below to create a compound sentence.

Robin painted with blue paint. Barry painted with yellow paint.

Robin painted with blue paint, and Barry painted with yellow paint.

Zack ran fast. Tom ran faster.

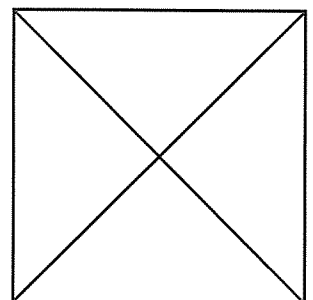

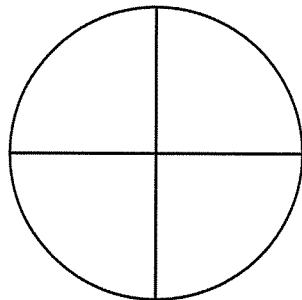

Zack ran fast, but Tom ran faster.

Name: _____

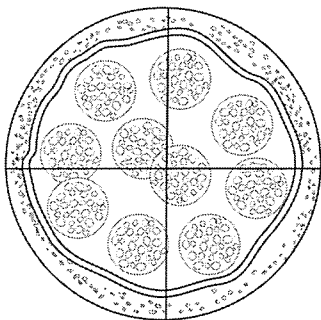
Date: _____

Quarters

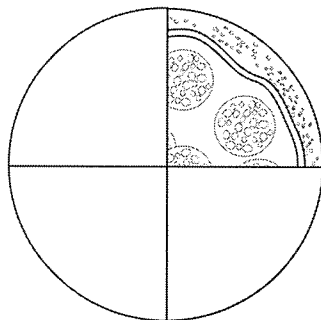
1. Colour in one-quarter of each of the following shapes.



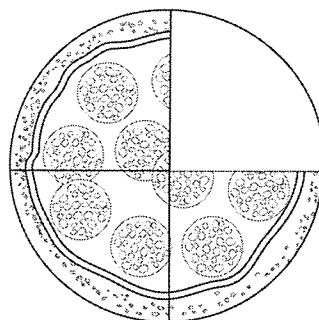
2. How many quarters of the pizza are left in each picture?



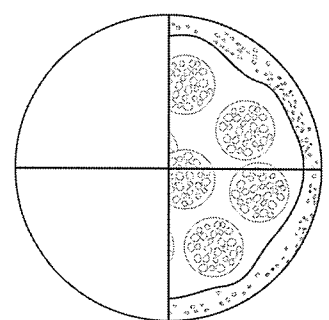
_____ quarters



_____ quarters



_____ quarters






_____ quarters

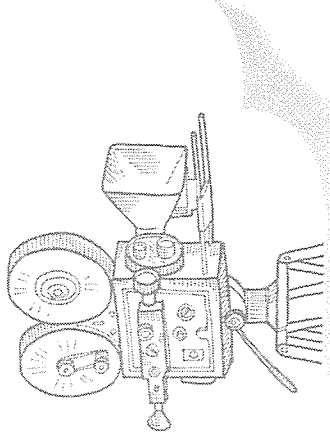
3. My mother was cutting up fruit for my brother, my sister, herself and me. She had one apple and one orange. To share the fruit equally, what could she do?

Do all places have the same weather?





- 1 Share with your **class** all the places you have visited and talk about what the weather was like.






- 2 Watch the video The Monkey and the App.



- 3 In a **talking circle**, take turns to answer the text messages on the phones.

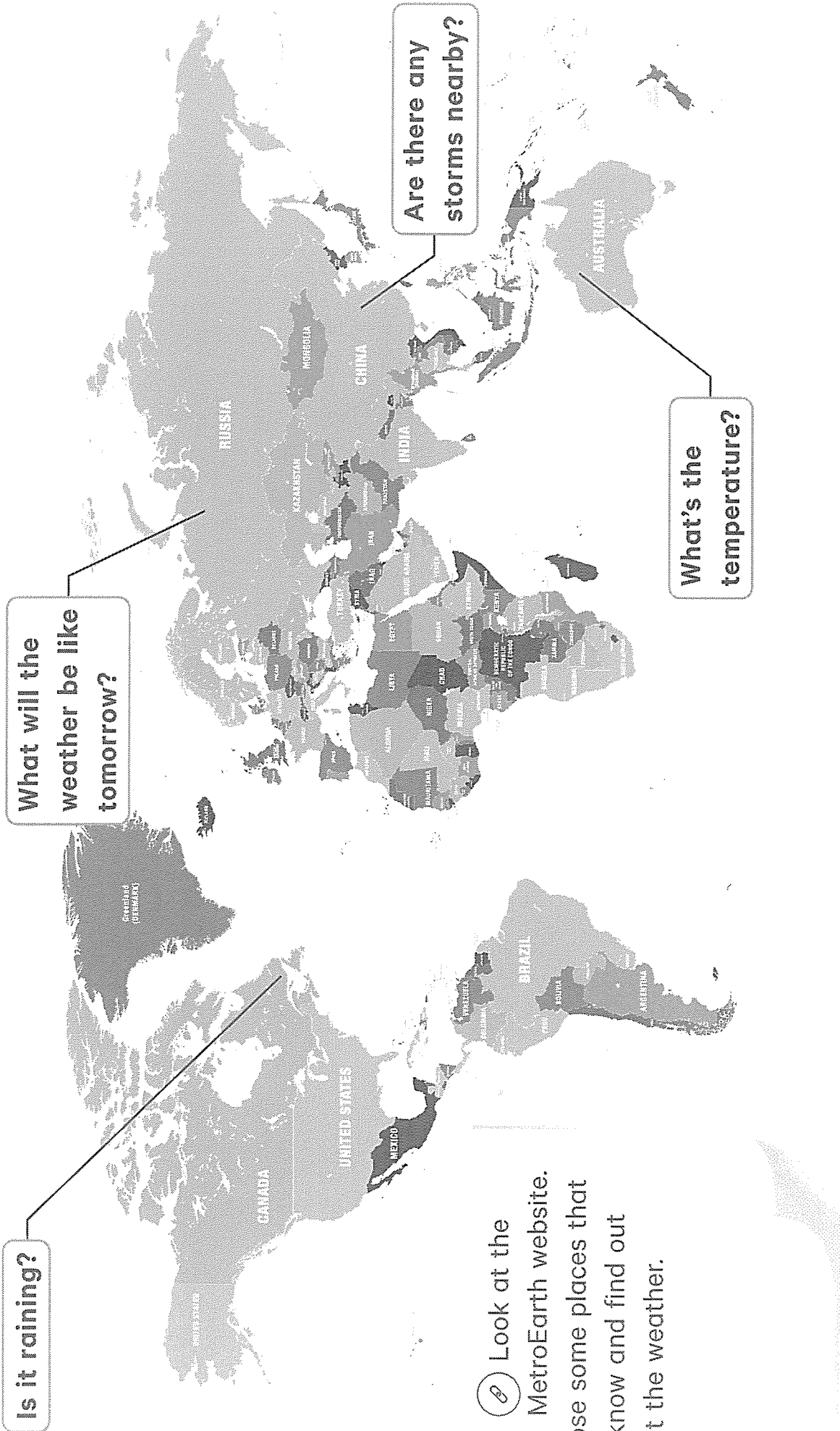


- 4** **Move it!** Find a space and stand in it. When the teacher says a weather word, mime something you might do in that weather.



- 5** Make a group of four. In your group make a still scene for a type of weather. Have other groups guess your weather type.





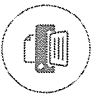
Is it raining?

What will the weather be like tomorrow?


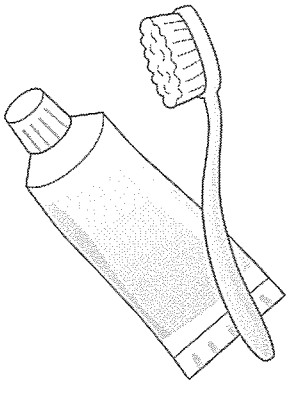
Are there any storms nearby?

What's the temperature?

- 6 Look at the MetroEarth website. Choose some places that you know and find out about the weather.



8 Choose a place to visit and draw the things you would take with you in the suitcase. Make sure you have things suitable for the weather you expect.



Place _____

Weather _____

Thursday 14th October



Spelling – Unit 29 'oo' 'ew' 'ue' 'u_e' 'u'
Complete your second page of your spelling activity

Reading – Read the sentence and colour the picture

Writing – Story starter ideas. Please choose one and write a story.
Remember your finger spaces, capital letters and fullstops.

Grammar - Complete 'Complex Sentences ' worksheet

Numeracy activities - Complete the fraction worksheet. We are
working on halves and quarters.

Creative Arts - Complete the drama lesson - Character Walk. If you
would like to share these please add them to Class Dojo.

5 Read the words in the box. Write a word from the box for each clue.

★ We sometimes write **ew** for **oo ew ue u_e u** as in **screw** /s/c/r/oo/, or for **yoo** as in **new** /n/y/oo/.

new knew
few drew
flew grew
blew threw

not old _____ went on a plane _____
not many _____ tossed a ball _____
did draw _____ became bigger _____
did know _____ the wind ... _____

6 Read the words in the box. Write a word from the box for each clue.

★ We sometimes write **ue** for **oo ew ue u_e u** as in **glue** /g/l/oo/, or for **yoo** as in **rescue** /r/e/s/c/y/oo/.

blue glue
clue rescue
true Tuesday

not a lie _____ sticky stuff _____
a colour _____ a day _____
a hint _____ to save _____

7 Finish the words by writing the letter or letters for **oo ew ue u_e u**.

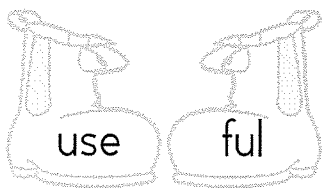
Use **oo**, **ue**, **o**, **u_e** or **ew**. Write one of these words for each picture.

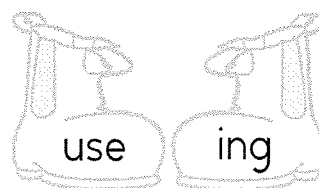
t____ wh____ r____m fl____ t____b____
t____ tr____ f____d gl____ J____n____





8 Add the word in the first boot to the suffix in the second boot to make a new word. Write the word on the line. Watch your spelling!

➤ Go to Helpful Hints **2b**, **6** and **18**.











Reading Comprehension

Four Key Words


Read the sentence and colour the picture.




The teddy has red legs and blue arms.



The teddy has pink arms and blue legs.

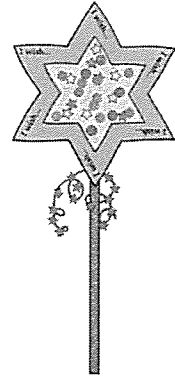


The teddy has green ears and blue legs.



The teddy has red clothes and orange ears.

I made a wish
and...




twinkl.com

It was a stormy
day...



twinkl.com

I was so lucky...



twinkl.com

I was so scared...



twinkl.com



visit [twinkl.com](https://www.twinkl.com)



Name _____

Date _____

Complex Sentences

Choose which subordinating conjunction works best to join the clauses together to make a complex sentence.

unless

that

despite

which

when

while

Beetles keep their wings folded _____ they are flying.

My grandma made a chocolate cake, _____ everyone enjoyed.

I will make the beds _____ you cook breakfast.

He returned his book to the library _____ he was finished with it.

Here is the basketball _____ you lost yesterday.

My soccer team still played yesterday _____ it raining heavily.

Highlight the independent clause that can stand alone as a sentence.

When the town flooded many properties were damaged.

Once the sun goes down it is time to come home.

The children saw many exhibits when they went on their excursion.

We enjoyed playing on the beach even though it was cold.

I did not see Scott today because he was playing football.

Complex Sentences – Answers

Choose which subordinating conjunction works best to join the clauses together to make a complex sentence.

unless

that

despite

which

when

while

Beetles keep their wings folded **unless** they are flying.

My grandma made a chocolate cake, **which** everyone enjoyed.

I will make the beds **while** you cook breakfast.

He returned his book to the library **when** he was finished with it.

Here is the basketball **that** you lost yesterday.

My soccer team still played yesterday **despite** it raining heavily.

Highlight the independent clause that can stand alone as a sentence.

When the town flooded **many properties were damaged.**

Once the sun goes down **it is time to come home.**

The children saw many exhibits when they went on their excursion.

We enjoyed playing on the beach even though it was cold.



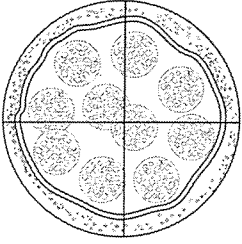
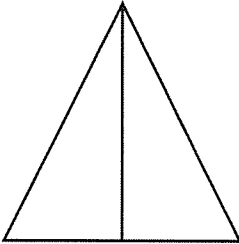


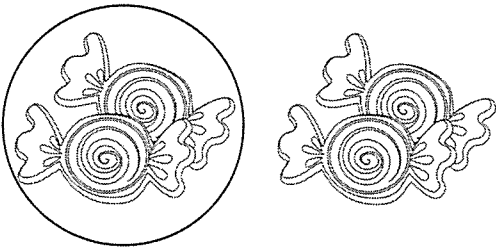

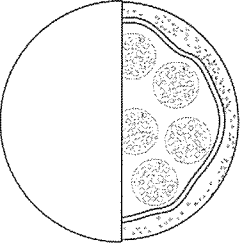

I did not see Scott today because he was playing football.

Name: _____

Date: _____

Halves and Quarters

Cut and paste the shapes and everyday objects into the correct column of the table on the next page, under the heading 'halves' or 'quarters'.

Name: _____

Date: _____

Halves and Quarters Table

Halves	Quarters



Drama Activity – Character Walk

Instructions

- This game should be played in a space where there is room to walk and move about.
- The children walk around the space freely. When the teacher calls out on the cards, the children must become that character.
- This can be played in group or whole class setting.

Walk like a lion hunting his prey.	Walk like a tourist in a new city.
Walk like a toddler.	Walk like a famous football player.
Walk like a fashion model.	Walk like you have just lost €1,000
Walk like a busy principal.	Walk like an elephant.
Move like a snake.	Move like a thunderstorm.
Move like a bird of prey.	Move like a bee.
Walk like a clown in a circus.	Walk like a dog.
Walk like a teacher.	Walk like an elderly person.
Walk like a dancer.	Move like seagull.
Move like a butterfly.	Walk like a business man/woman.
Walk like a giraffe.	Walk like a doctor.
Walk like you have just won the lottery.	Walk like an actor/actress.
Walk like you cannot find your car keys.	Move like snow.
Walk like a soldier.	Walk like a hairdresser
Move like the wind.	Move like fireworks.
Move like water.	

Friday 15th October



Spelling – Unit 29 'oo' 'ew' 'ue' 'u_e' 'u'

Write 3 sentences using as many 'oo' sounds as you can.

Words to help - food, room, moon, boot, too

Handwriting – complete letter sheets k and l

Reading – Read aloud a book of your choice to a family member OR log into PM online / Wushka and complete a book


Writing – Free writing.

Remember your finger spaces, capital letters and fullstops.

Grammar - Complete 'Sorting Sentences' cut and paste worksheet

Numeracy activities - Complete the number of the day activity. The number is 71

STEM - LEGO spinners. Can you please make a LEGO spinner? Please complete activity and add record your results.



Below the large box, there are 15 horizontal lines spaced evenly down the page, providing a writing area.



Kk

Notes to remember:

- My letters sit on the line.
- My lower case letters are the same height as each other.
- My upper case letters touch the top of the line.
- I start the letter at the right point.
- I use finger spaces between each new letter or new word.

Now, copy the letters and words into your handwriting book.


k k k

K K K

Kk Kk Kk

kind

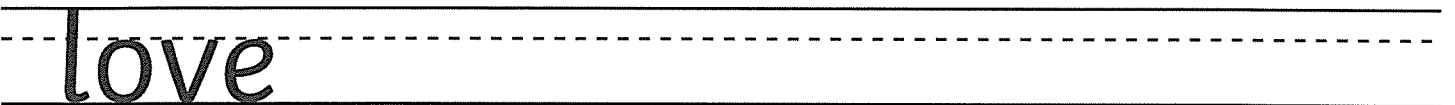
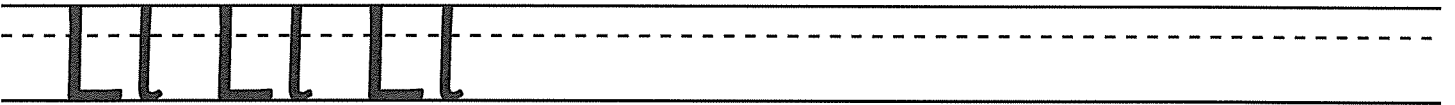
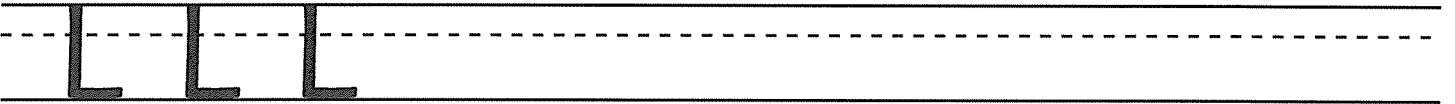
king



Notes to remember:

- My letters sit on the line.
- My lower case letters are the same height as each other.
- My upper case letters touch the top of the line.
- I start the letter at the right point.
- I use finger spaces between each new letter or new word.

Now, copy the letters and words into your handwriting book.



Name _____ Date _____

Sorting Sentences

Cut and paste the sentences under their correct headings.

I like bananas and I like grapes.	The football match was postponed because it was raining.	The dog barked whenever I knocked on the door.
Our team tried hard, but we lost the game.	Tom can read chapter books.	It was very hot outside, so the ice cream melted.
Birds wash themselves in our birdbath.	I love roast potatoes but my mum prefers them mashed.	I went to the beach.

Name _____ Date _____

Sorting Sentences Table


Simple Sentences	Compound Sentences	Complex Sentences

Sorting Sentences Table – Answers

Simple Sentences	Compound Sentences	Complex Sentences
<p>I went to the beach.</p> <p>Tom can read chapter books.</p> <p>Birds wash themselves in our birdbath.</p>	<p>I like bananas and I like grapes.</p> <p>It was very hot outside, so the ice cream melted.</p> <p>Our team tried hard, but we lost the game.</p>	<p>The dog barked whenever I knocked on the door.</p> <p>The football match was postponed because it was raining.</p> <p>I love roast potatoes but my mum prefers them mashed.</p>

Number of the Day

Today's number is:



Circle if it is:

Odd

Even

_____ hundreds

_____ tens

_____ ones

Expanded form:

$$\bigcirc + \bigcirc + \bigcirc = \bigcirc$$

$$\bigcirc + 10 = \underline{\hspace{2cm}}$$

$$\bigcirc + 20 = \underline{\hspace{2cm}}$$

$$\bigcirc + 50 = \underline{\hspace{2cm}}$$

$$\bigcirc - 10 = \underline{\hspace{2cm}}$$

$$\bigcirc - 20 = \underline{\hspace{2cm}}$$

$$\bigcirc - 50 = \underline{\hspace{2cm}}$$

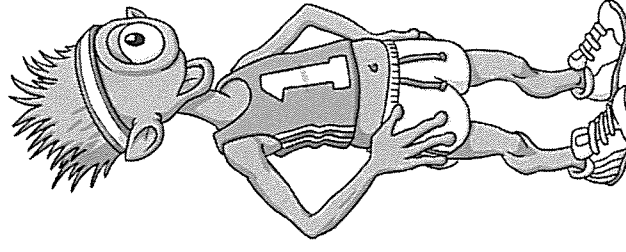
$$\bigcirc - 100 = \underline{\hspace{2cm}}$$

Write the number word:

$\bigcirc \times 2 = \underline{\quad}$
$\bigcirc \times 10 = \underline{\quad}$
$\bigcirc \times 100 = \underline{\quad}$
$\bigcirc \div 2 = \underline{\quad}$
$\bigcirc \div 10 = \underline{\quad}$
$\bigcirc \div 100 = \underline{\quad}$

Write as a number bond to 1000:

$\bigcirc + \underline{\quad} = 1000$
$\underline{\quad} + \bigcirc = 1000$
$1000 - \bigcirc = \underline{\quad}$
$1000 - \underline{\quad} = \bigcirc$



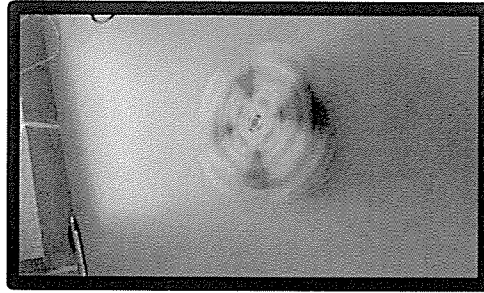
Show where it is on the number line:

0	100	200	300	400	500	600	700	800	900	1000
----- ----- ----- ----- ----- ----- ----- ----- ----- -----										


Lego Spinners

Lesson Plan

Duration:
60 minutes



Materials:
Lego
Timer




Lesson Steps

This lesson can be done as a team of 2, 4 or as an individual challenge

The students are given the challenge to build a spinner out of Lego. The challenge is to design a spinner that can spin for the longest amount of time. They have 25 minutes to construct their spinner.

The test can be to see how long the spinners spin for.

They need to list their materials, make a plan, record the results and make observations on the worksheet provided.



Lego Spinners

The Challenge

Your challenge is to make a spinner out of Lego that can spin for the longest amount of time.

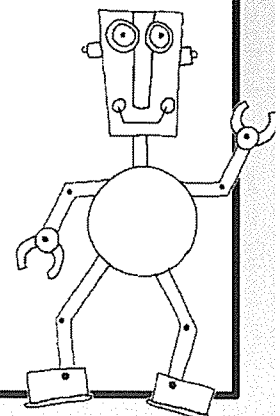
Materials

Make a Plan

Record the Results

	How long did it spin for?
Test 1	
Test 2	
Test 3	
Test 4	
Test 5	

Observation



Lego Spinners

The Challenge

Your challenge is to make a spinner out of Lego that can spin for the longest amount of time.

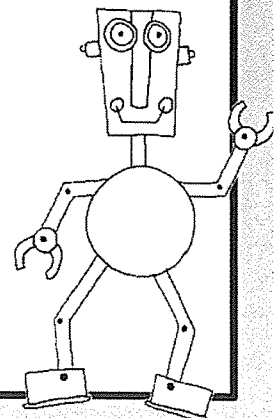
Materials

Make a Plan

Record the Results

	How long did it spin for?
Test 1	
Test 2	
Test 3	
Test 4	
Test 5	

Observation



Lego Spinners

The Challenge

Your challenge is to make a spinner out of Lego that can spin for the longest amount of time.


Materials

Make a Plan

Record the Results

	How long did it spin for?
Test 1	
Test 2	
Test 3	
Test 4	
Test 5	

Observation



EXTRA activities section

To be completed at your choice

Sight word search

Boggle word puzzle

Fractions Eights activity

Extra writing sheet

NAPLAN style questions

High Frequency Words Wordsearch



my
like
this
out
had
have

there
her
went
be
up
what

Boggle

Spelling Word Puzzle

Date:

Name:

Word Count:

H	A	S	P
O	S	M	D
K	L	N	A
F	T	I	M

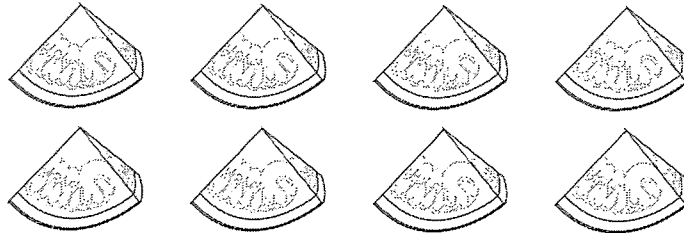


Name: _____

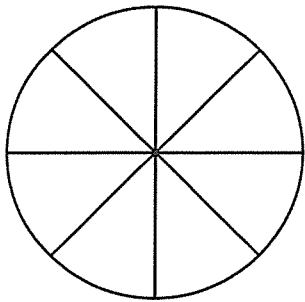
Date: _____

Eighths


1. A chef cut a tomato into 8 equal parts. Colour in five-eighths of the tomato.



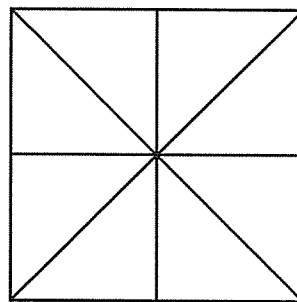
2. Colour in the fraction on each shape.




three-eighths




five-eighths



seven-eighths



six-eighths



four-eighths

3. At my birthday party, there were seven of my friends (and me). We had two big cupcakes to share. Dad divided each cupcake into quarters. Do I have enough for everyone? Explain your answer.

Name:

Date:



Language Conventions: Year 3 Set 2

The spelling mistakes in these sentences have been underlined. Write the correct spelling for each underlined word in the box.

1. The turtle swam undur the water.

2. I bought a bottel of orange juice.

3. The wind is really kold.

4. My sister likes lisening to music.

5. My school has a nice playgrownd.

Each sentence has one word that is spelt incorrectly. Write the correct spelling of the word in the box.


6. I ran akross the oval to see my sister.

7. The plain landed at the airport.

8. Can I have sum chocolate?

9. I knew something was wrong when I heard the phone wring.

10. I shut the car door reely hard.



Read the text about Antarctica. Each line has one word that is incorrect. Write the correct spelling of the word in the box.

11. Antarctica is surrownded by the Southern Ocean.

12. Well known animals that live in Antarctica include penguins and seels.

13. Antarctica is bigger than Europe and almost double the size of Australia.

14. About 70% of Earth's fresh worter is in Antarctica.

15. Antarctica's climate is cold, dry and frequently swept with hurricane force windes.

Grammar and Punctuation

Circle the missing word.

16. I cannot sleep because my neighbours are very _____.

noisier noisy noise

17. The science test was the _____ thing I have ever done.

hard harder hardest

18. We had to get up _____ to catch the train.

early earlier earliest

total for
this page

Which sentence has the correct punctuation? **Tick one.**

19. a) Can we have pizza for dinner.
- b) can we have pizza for dinner
- c) Can we have pizza for dinner?
- d) Can we have pizza for dinner!
20. a) The man ran along the beach.
- b) The man, ran along the beach?
- c) the man ran along the beach!
- d) the man ran along the beach.

Complete each sentence with the correct punctuation.
You will need to choose one from:

- an exclamation mark **!**
- a full stop **.**
- a question mark **?**

21. Can I have lunch now ___
22. Get off my lawn ___
23. The train was running late ___
24. Do I have to do my homework tonight ___
25. The mountain lion was terrifying ___

END OF TEST

total for
this page

- 1 under
- 2 bottle
- 3 cold
- 4 listening
- 5 playground
- 6 across
- 7 plane
- 8 some
- 9 ring
- 10 really
- 11 surrounded
- 12 seals
- 13 bigger
- 14 water
- 15 winds
- 16 noisy
- 17 hardest
- 18 early
- 19 c) Can we have pizza for dinner?
- 20 a) The man ran along the beach.
- 21 question mark
- 22 exclamation mark
- 23 full stop
- 24 question mark
- 25 exclamation mark

Name:

Date:

NAPLAN-Style Numeracy Set 2

Here are some sample Numeracy questions. Make sure that you read each question carefully so that you understand what to do.

To answer the questions, colour in the circle with the correct answer or write the answer in the box. There is only one correct answer for each question.

1. Which number is the largest?

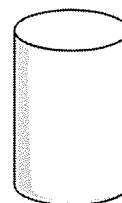
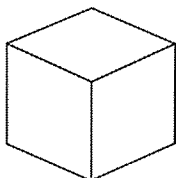
123

213

132

231

2. Which of these objects is a cube?



3. How much do these coins add up to?



\$2.60



\$3.80



\$4.75



\$5.85

total for
this page


4. This table shows the number of pets in each class in Year 3. Each ✓ represents a pet.

Class 1	Class 2	Class 3	Class 4
✓✓✓✓✓✓✓	✓✓✓✓✓	✓✓✓✓✓ ✓✓✓✓✓	✓✓✓✓✓ ✓✓✓✓✓

How many pets are in Year 3 altogether?

- 28 29 30 31
-

5. Frankie made 18 biscuits. He shared them equally on 3 plates.

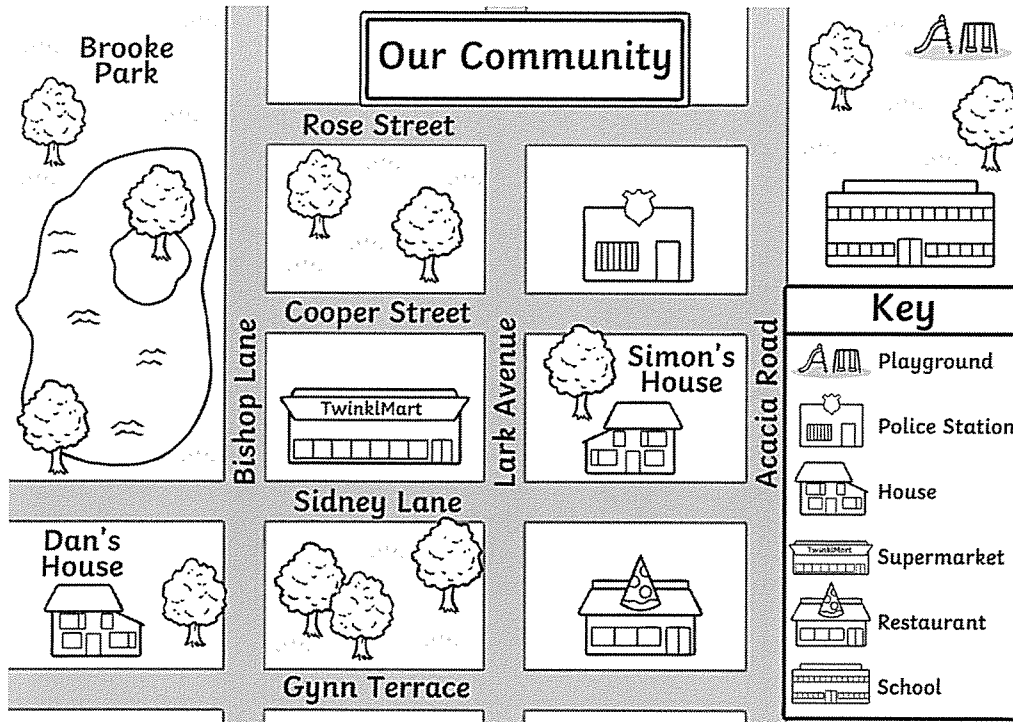


How many biscuits were on each plate?

- 5 6 7 8
-

total for
this page

6. Here is a map of town. It shows lots of different places.



a. Which place is located between Rose Street and Cooper Street?


- School
- Police Station
- Supermarket
- House

b. How many buildings are on the map?

- | | | | |
|-----------------------|-----------------------|-----------------------|-----------------------|
| 4 | 5 | 6 | 7 |
| <input type="radio"/> | <input type="radio"/> | <input type="radio"/> | <input type="radio"/> |

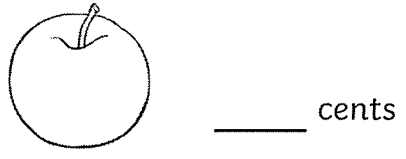
total for this page

7. Here are some items. They are in 2 rows. Which object is in the bottom row, second from the right?



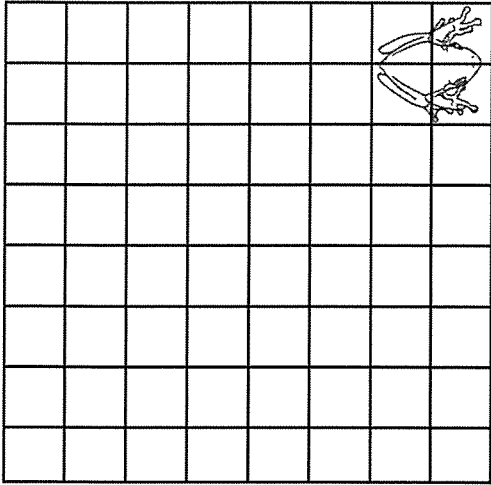
- Lightbulb
- Cat
- Hamburger
- Sunglasses

8. This apple costs 80 cents. Tom has 30 cents. How much more money does he need to buy the apple?



total for this page

9. Here is a picture that covers some squares in a grid.



How many more pictures like this are needed to cover the entire grid?

12



13





14



15



10. Here are 2 boxes. The first box holds 15 pieces of fruit. The second box holds 24.



How many more pieces of fruit are in the second box compared to the first?

11. There is a pattern to these numbers. Write the number that is missing.

12	16	20		28
----	----	----	--	----

total for this page

12. Use the calendar below to answer the question.

MAY						
		1	2	3	4	5
6	7	8	9	10	11	12
13	14	15	16	17	18	19
20	21	22	23	24	25	26
27	28	29	30			

How many days are there from 12th May to 28th May?

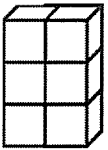
13

14

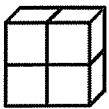
15

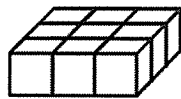
16

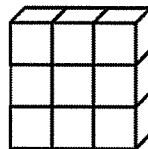
13. Here is a shape made of blocks.

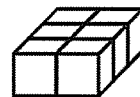


Which is the same shape as above?



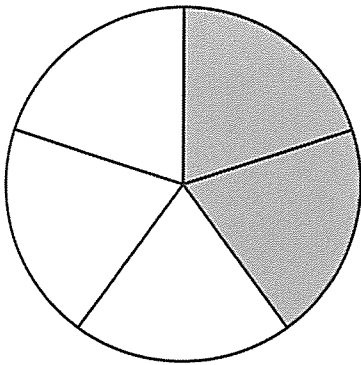






total for
this page

14. Here is a shape. Some parts are coloured and some are blank. How many parts are coloured?



$$\frac{2}{5}$$



$$\frac{2}{6}$$




$$\frac{3}{5}$$



$$\frac{1}{2}$$



15. Here are four groups of five people.



The total number of people is equal to:

$$4 \times 5$$



$$4 + 5$$













$$5 - 4$$



$$4 \div 5$$



16. There are 4 parking lots for cars at the airport. They are called A, B, C and D. One of them is only one-quarter full.

A				
B				
C				
D				

Which parking lot is only one-quarter full?

A



B



C



D



1 231

2 1

3 \$5.85

4 30

5 6

6a police station

6b 6

7 Lightbulb

8 50

9 15

10 9

11 24

12 16

13 4

14 $\frac{2}{5}$

15 4×5

16 B

